

RFD8500 Setup

The Zebra RFD8500 is a Bluetooth wireless barcode and RFID scanner capable of scanning most formats of optical and RFID barcode used to identify tape.



The RFD8500 can be connected:

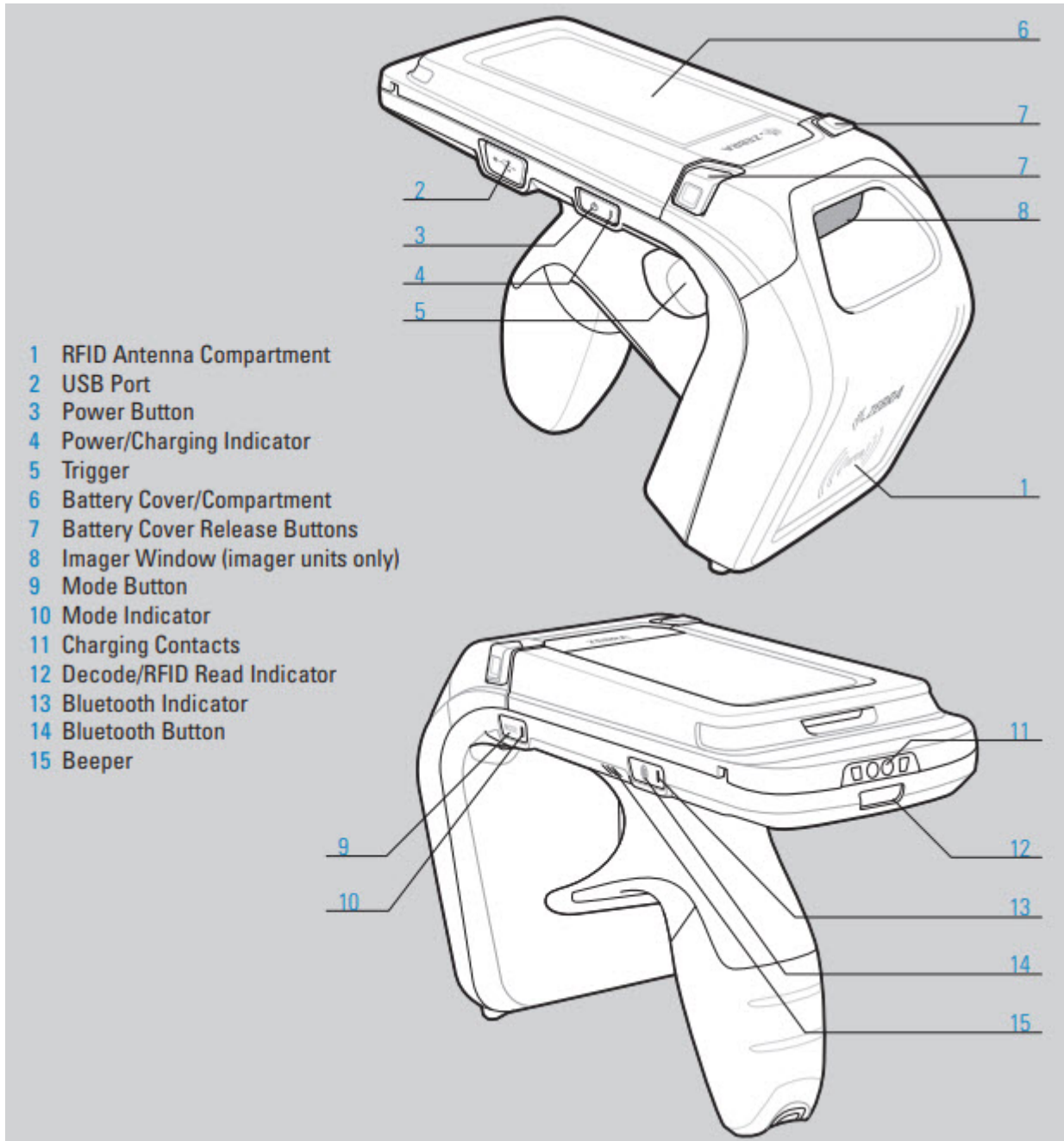
1. Paired directly with a PC via a Bluetooth connection

Components

The recommended setup for a RFD8500 is:

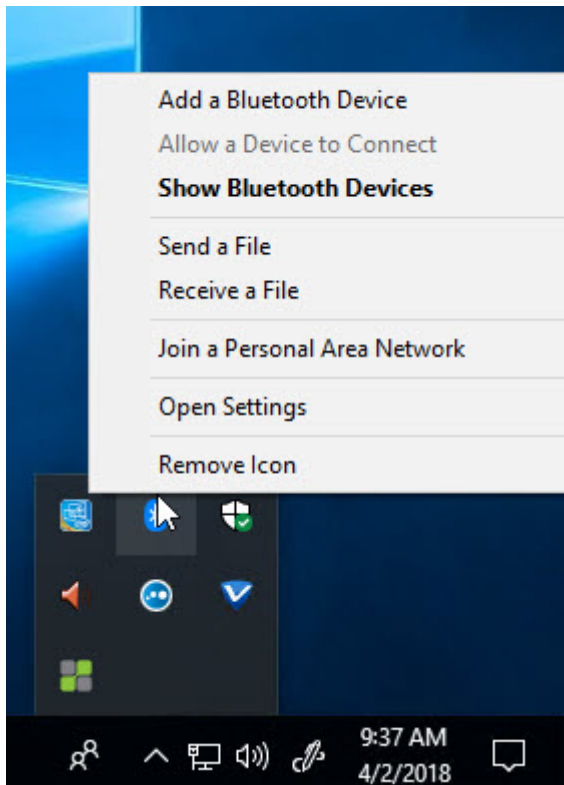
1. RFD8500 Scanner: Part Number RFD8500-5000100-US
2. 1 Slot Charging Cradle: Part Number CRD1S-RFD8500-1R
3. Power Supply for Cradle: Part Number PWRS-14000-148R

Scanner Features



Pairing the Scanner

Select Bluetooth from the Window Task Bar



Add Bluetooth device

Click the Bluetooth or other device button.

Bluetooth & other devices


+ Add Bluetooth or other device

Bluetooth

On

Now discoverable as "NUC-DEVELOPMENT"

Other devices

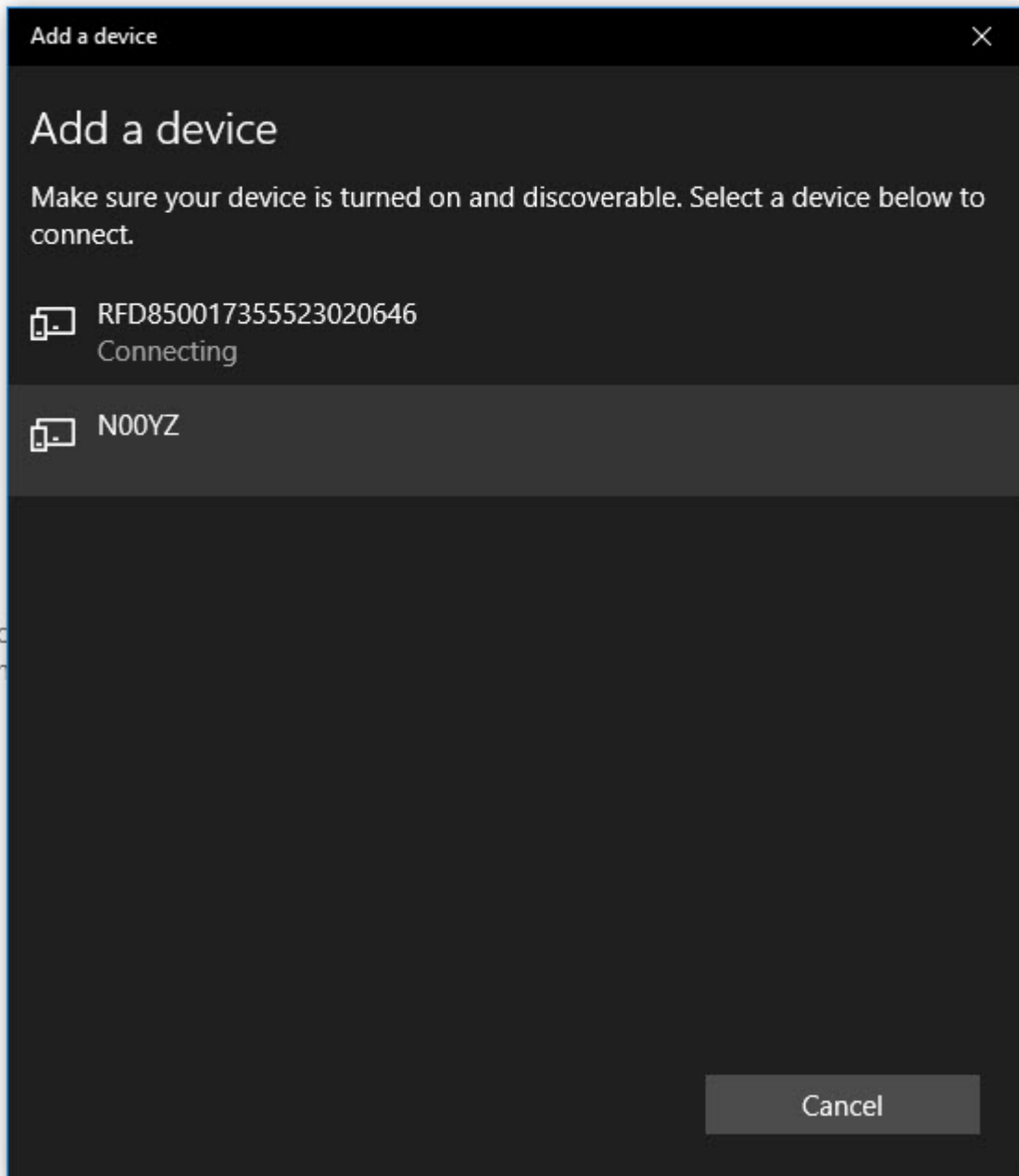
 Generic Non-PnP Monitor

 GJN-SBOOK
Paired

Press the Bluetooth button on the RFD8500 scanner to make the device discoverable and select the device to pair when Windows finds the device.

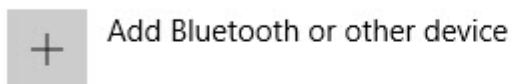


You must pull the trigger on the RFD8500 to accept the pairing. This is unconventional and the scanner will not pair unless the trigger is pulled.



You should then see the scanner appear as a paired device.

Bluetooth & other devices


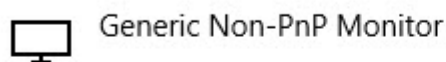


Bluetooth




Now discoverable as "NUC-DEVELOPMENT"

Other devices



Obtaining the Virtual Communications Port

Once you have paired the RFD8500 with Windows, you will have to determine the Virtual Communications Port that has been assigned to the device.

Select **Devices and Printers** from the **Related Settings** option of the **Bluetooth & other Devices** screen. 

Right hand click on the RFD8500 Icon and select **Properties**.



From the **Properties** Dialog, select the **Services** tab and write down the **Communication Port Number** for the **Serial port (SSP) RFID Serial Port Service**.

This will be the **Virtual Communications Port** that **TapeTrack** will use to communicate with the RFD8500.



Links

[RFD8500 Quick Start Guide](#)

From:
<https://rtfm.tapetrack.com/> - **TapeTrack Documentation**

Permanent link:
<https://rtfm.tapetrack.com/barcode/rfd8500?rev=1522801998>

Last update: **2025/01/21 22:07**

