

RFD8500 Setup

The Zebra RFD8500 is a Bluetooth wireless barcode and RFID scanner capable of scanning most formats of optical and RFID barcode used to identify tape.



The RFD8500 can be connected:

1. Paired directly with a PC via a Bluetooth connection

Components

The recommended setup for a RFD8500 is:

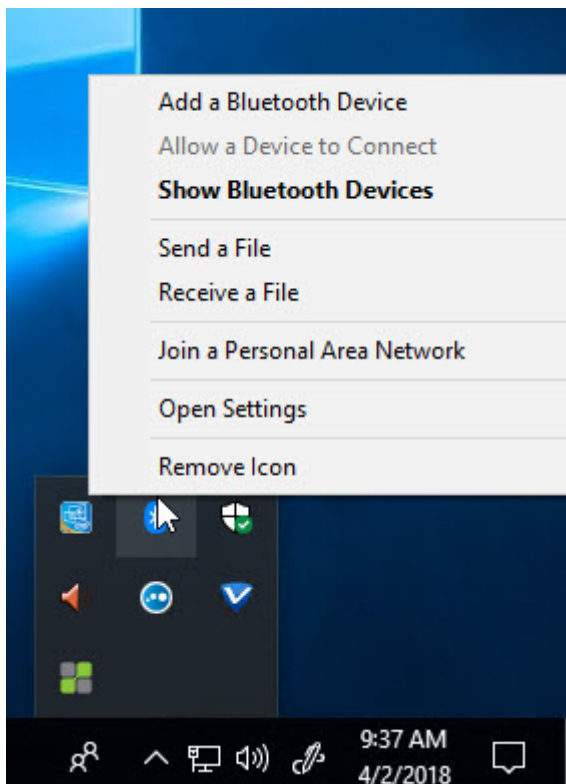
- RFD8500 Scanner: Part Number **RFD8500-5000100-US**
- 1 Slot Charging Cradle: Part Number **CRD1S-RFD8500-1R**
- Power Supply for Cradle: Part Number **PWRS-14000-148R**

Scanner Features



Pairing the Scanner


Select Bluetooth from the Window Task Bar



Add Bluetooth device

Click the Bluetooth or other device button.

Bluetooth & other devices


 Add Bluetooth or other device

Bluetooth

 On

Now discoverable as "NUC-DEVELOPMENT"

Other devices

 Generic Non-PnP Monitor

 GJN-SBOOK
Paired

Press the Bluetooth button on the RFD8500 scanner to make the device discoverable and select the device to pair when Windows finds the device.



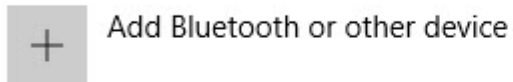
You must pull the trigger on the RFD8500 to accept the pairing. This is unconventional and the scanner will not pair unless the trigger is pulled.



vic
wr

You should then see the scanner appear as a paired device.

Bluetooth & other devices



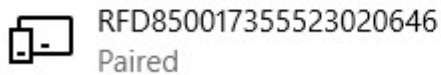
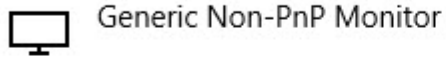
Bluetooth



On

Now discoverable as "NUC-DEVELOPMENT"

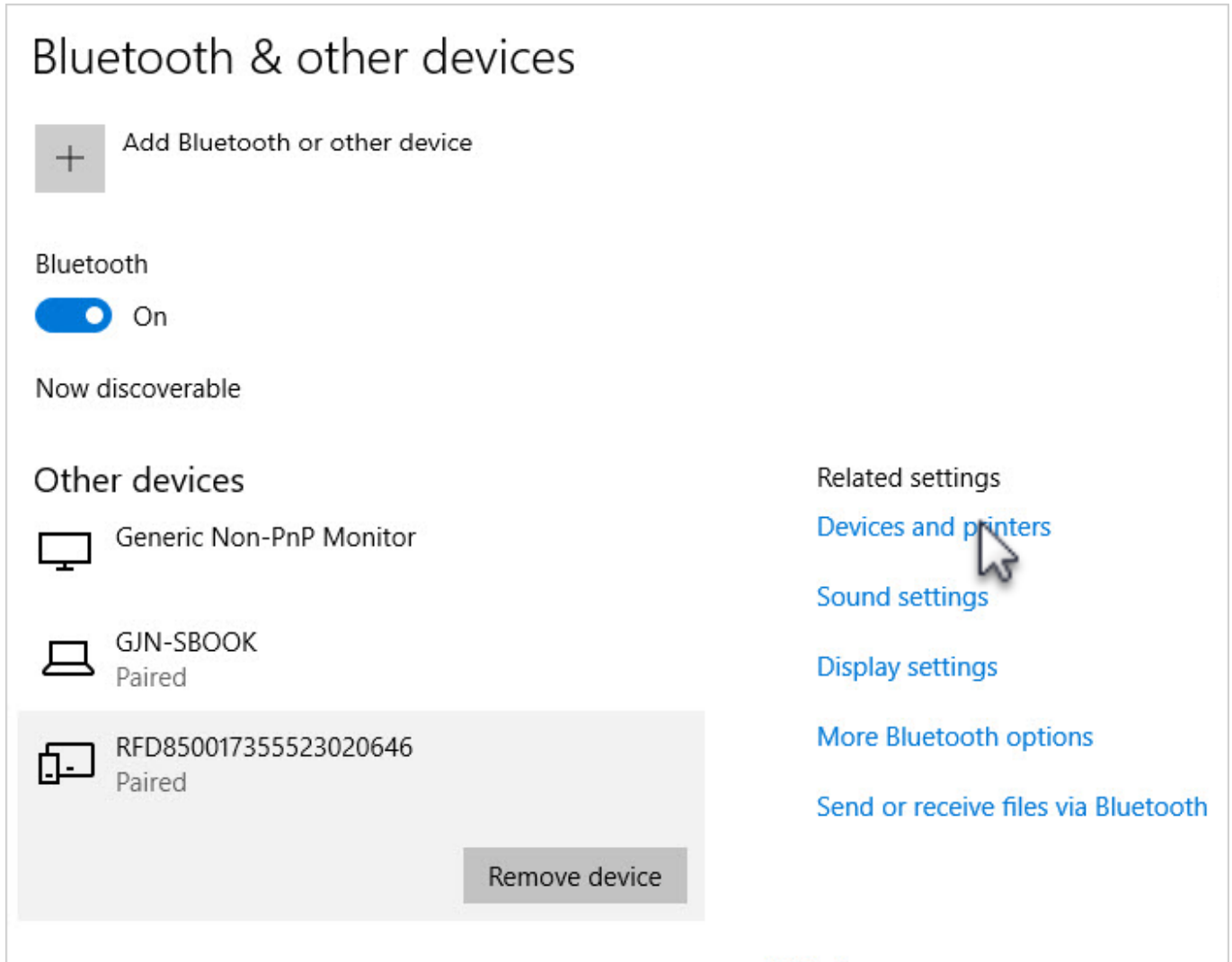
Other devices



Obtaining the Virtual Communications Port

Once you have paired the RFD8500 with Windows, you will have to determine the Virtual Communications Port that has been assigned to the device.

Select **Devices** and **Printers** from the **Related Settings** option of the **Bluetooth & other Devices** screen.



Right hand click on the RFD8500 Icon and select Properties.




From the Properties Dialog, select the Services tab and write down the Communication Port Number for the Serial port (SSP) RFID Serial Port Service.

This will be the Virtual Communications Port that TapeTrack will use to communicate with the RFD8500.



Links

[RFD8500 Quick Start Guide](#)



From:
<https://rtfm.tapetrack.com/> - **TapeTrack Documentation**

Permanent link:
<https://rtfm.tapetrack.com/barcode/rfd8500?rev=1522802940>

Last update: **2025/01/21 22:07**

