

TMSS10AssignContainer

TMSS10AssignContainer, using a configuration file, allocates [Volumes](#) to a Container for storage or transportation.

Synopsis

```
TMSS10AssignContainer [-N Do not allocate when already in a container] [-S logon string] [-V volume filter] [-c Configuration file]
```

Options

- -N When true stops the allocation of a Container when the [Volume](#) is already assigned to another Container.
- -S The Logon string argument sets the [Server Logon Information](#).
- -V [Volume Filter](#) which can be used to filter the traversal of [Customer](#), [Media](#), [Volume](#), [Repository](#) and [Flag](#) values.
- -c The config file argument specifies the path to the Batch Configuration File. The Batch Configuration File allows you to perform advanced traversal of [Customer](#), [Media](#) and [Volumes](#), perform advanced Barcode pre and post processing and route program output to syslogd.

If an argument value starts with the value `FI:`, the value for that attribute will be read from the file name specified immediately after it. For example, if a file named `ACME_volumes` has the content `ACME_*. *`, specifying `FI:/etc/ACME_volumes` will have the same effect as `-V ACME_*. *`. Using `FI:` to refer to a file for an attribute value works for all attributes.

If the pattern being matched starts with `*LIST:` then rather than matching the literal value, each record in the file specified as `*LIST:filename` will be tested. If one matches the match will succeed.

2021/06/16 02:14 · Scott Cunliffe

[include page](#)

Configuration file capabilities vary from program to program but the syntax remains the same. In the event that logic is not supported it will simply be ignored. The following example will set the default [Customer-ID](#) and [Media-ID](#) for all scanned Barcodes:

```
barcodes =
{
    defaults={ customer-id="ACME"; media-id="LT0"; };
};
```

Notes

Technical Support

The TapeTrack Software is commercially supported by a full time help desk staff.

If you are experiencing problems or want some advice on how to configure or use the product please see the [Accessing Technical Support](#) page.

Exit Status

1. **zero** Program has ended successfully.
2. **non-zero** Program has not ended successfully.

Environment


TMSSERVERPROXY If defined the program will route all TapeTrack TCP/IP traffic through a HTTPS proxy. The value of the variable should be in the format user:password@host:port. To debug the proxy connection use variable **TMSSAPILOGDIR**.

TMSSAPILOGDIR If defined the program will write out a trace file to this directory.


TMSSPPWPATH When no password value is passed in the logon string the program will look for the password in file C:/tapetrack/pw/batch, where user is the user value passed in the logonstring. If you wish to change this default path, you can set the path in **TMSSPPWPATH**.

TMSSNOMD5 If defined the program will not MD5 hash passwords before sending them to the TapeTrack Server. This is required when relying on Windows Active Directory authentication. It should be noted that although the password is not being hashed, it is still encrypted during transmission.

Example




Output



Changelog

Cannot load rss feed.

[update doco](#), [cli](#), [container](#)



From:

<https://rtfm.tapetrack.com/> - **TapeTrack Documentation**

Permanent link:

<https://rtfm.tapetrack.com/cli/tmss10assigncontainer?rev=1737497272>

Last update: **2025/01/21 22:07**

