

TMSS10DRStrategy

Synopsis

```
TMSS10DRStrategy [-A DR Attachment File] [-C Customer-ID] [-D description] [-E expiry] [-L latency] [-M dump mode] [-R repository for delivery] [-S logon string] [-a append] [-d DR definition file] [-f DR strategy file] [-l print definitions] [-t test mode]
```

Description

Creates a TapeTrack Disaster Recovery Strategy.

Options

- -A DR Attachment File
- -C Customer-ID filter
- -D DR strategy description
- -E DR strategy expiration date
- -L Time latency deadline for delivery in minutes (default = 600 minutes)
- -M When true program operates in dump mode
- -R Repository to deliver the volumes to when strategy is invoked
- -S The Logon string argument sets the [Server Logon Information](#).
- -a Append to an existing DR strategy (default = false)
- -d DR definition file (default = default.ttidef)
- -f DR Strategy ID file
- -l Print valid import definition functions (default = false)
- -t Test mode allows the execution of the DR strategy process without making any changes to the TapeTrack database

Technical Support

The TapeTrack Software is commercially supported by a full time help desk staff. If you are experiencing problems or want some advice on how to configure or use the product please see the [Accessing Technical Support](#) page.

Exit Statuses

1. **zero** Program has ended successfully.
2. **non-zero** Program has not ended successfully.

Files

stdout: Output Reports.

stderr: Diagnostic messages.

stdin: Program input.


Example

Command line syntax

```
TMSS10DRStrategy -S user:-password@server -C US04 -L 60 -D March_Recovery -E 2019-12-13 -R "LIBR"
```


Input files

default.ttidef

A screenshot of a Notepad window titled "default.ttidef - Notepad". The window has a menu bar with "File", "Edit", "Format", "View", and "Help". The text content is as follows:

```
setFile("Volumes.txt");  
  
setLiteral(MEDIA, "LTO");  
extract(VOLUME, 0, 8, 0);
```

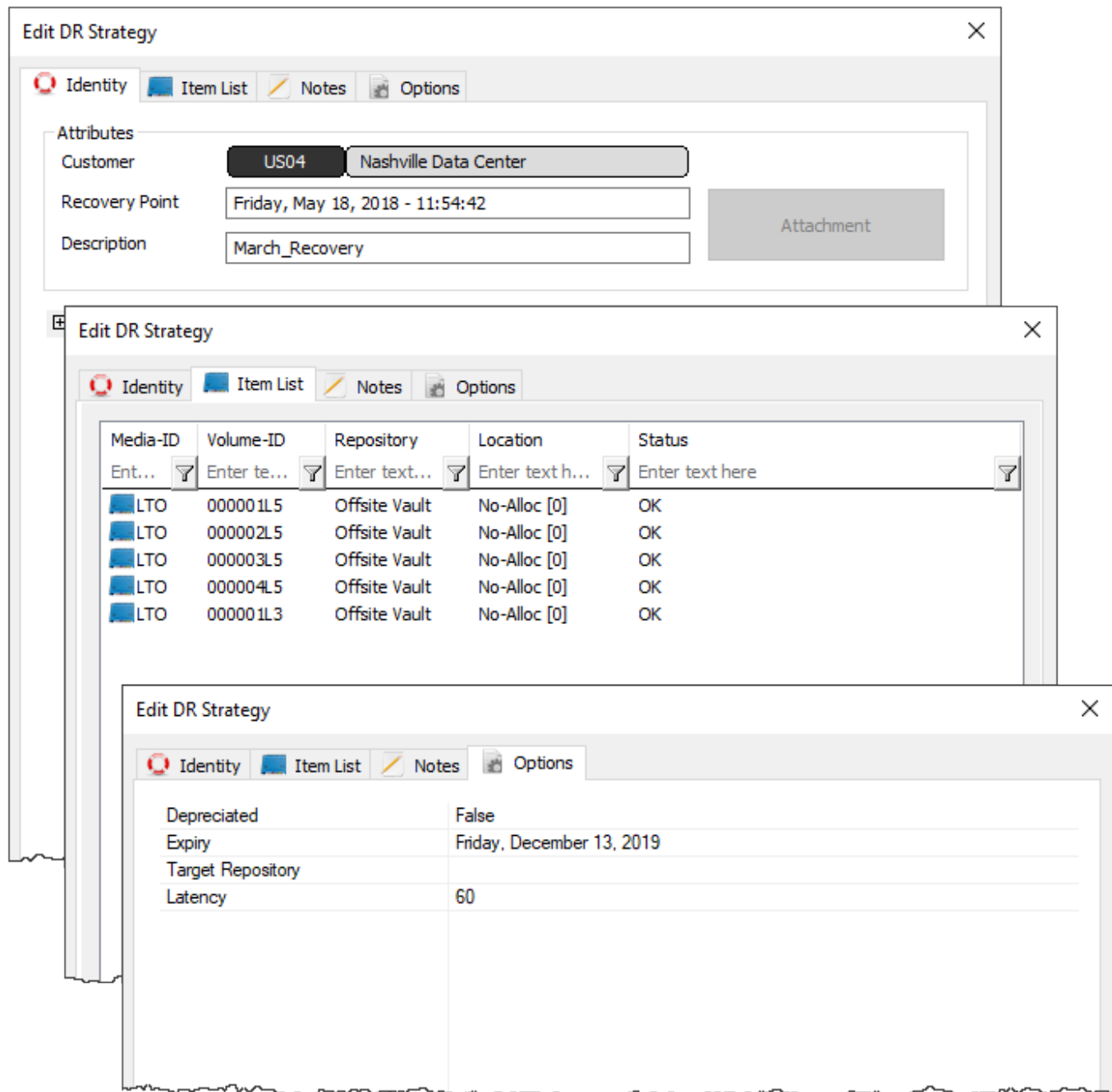
Volumes.txt

A screenshot of a Notepad window titled "volumes.txt - Notepad". The window has a menu bar with "File", "Edit", "Format", "View", and "Help". The text content is as follows:

```
000001L3  
000001L5  
000002L5  
000003L5  
000004L5
```

Output

Creates a DR Strategy for customer US04, LTO media, with a description of March Recovery, expiry date of 2019-12-13 and a latency of 60 minutes.



See Also

[Command Line Utility Troubleshooting and Diagnosis](#)

Changelog

Cannot load rss feed.

From:
<https://rtfm.tapetrack.com/> - **TapeTrack Documentation**

Permanent link:
<https://rtfm.tapetrack.com/cli/tmss10drstrategy>

Last update: **2025/07/04 04:52**

