

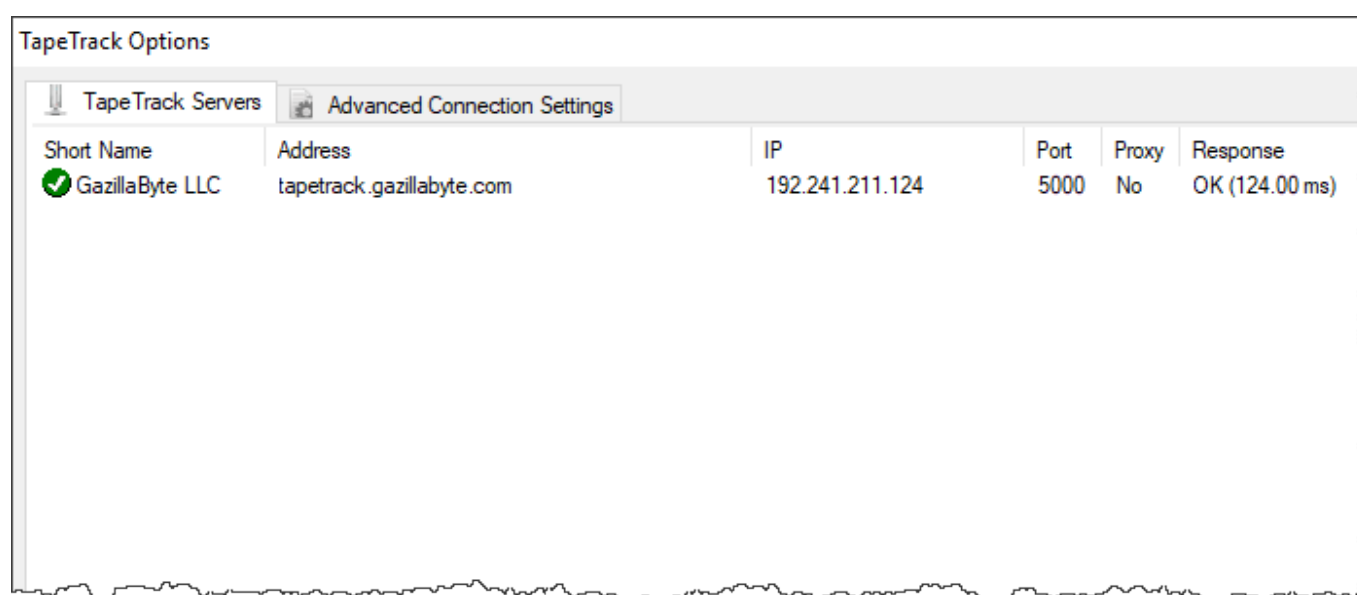
# Open TapeTrack Control Panel

The **TapeTrack Control Panel** can be accessed from the File Menu→Open TapeTrack Control Panel from TapeMaster and CheckPoint, or by clicking the more button (..) to the right of the server drop down box on the login screen on TapeMaster, Checkpoint and Lite.

The **TapeTrack Control Panel** is divided into two tabs: **TapeTrack Servers** and **Advanced Connection Settings**.

## TapeTrack Servers

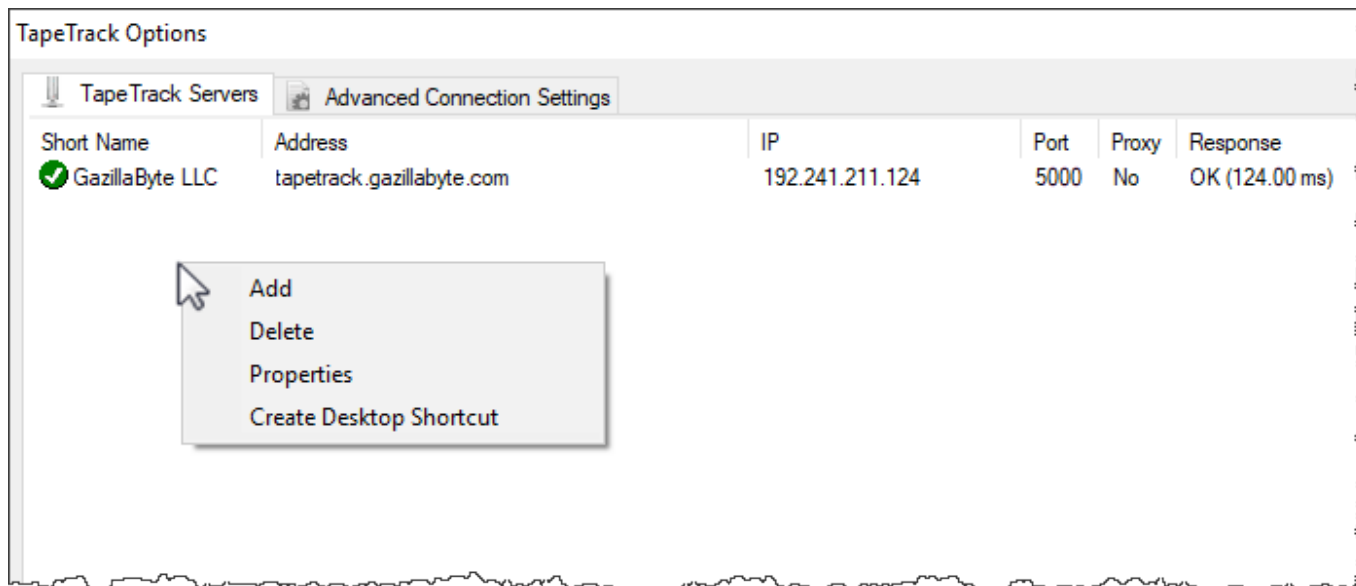
The TapeTrack Servers tab displays active server connections.



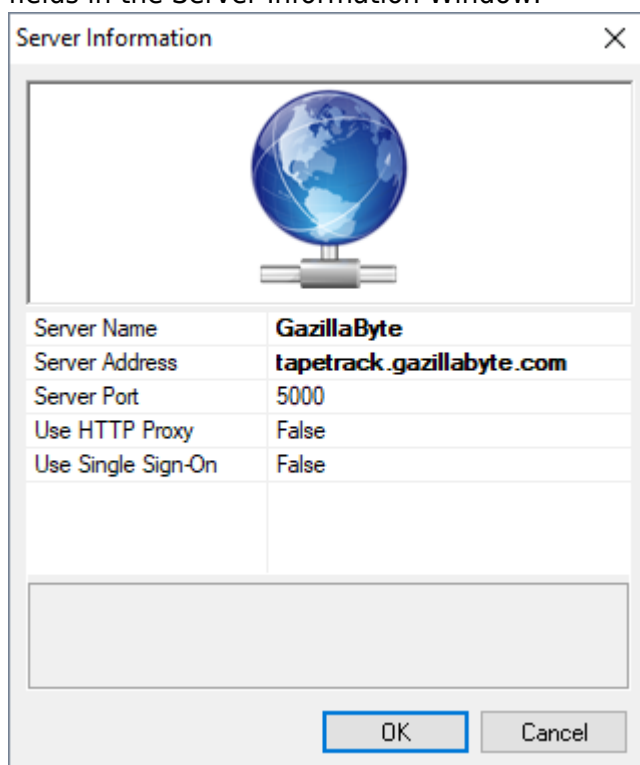
Short Name	Address	IP	Port	Proxy	Response
✓ GazillaByte LLC	tapetrack.gazillabyte.com	192.241.211.124	5000	No	OK (124.00 ms)

## Right-Click Operations

There are four options available when right-clicking in the TapeTrack Servers tab.



- **Add:** Launches the Server Information window to add additional connections. There are four fields in the Server Information Window.



- **Short Name:** How this connection will be displayed in the TapeTrack login window.
- **Address:** The address of the TapeTrack Server.
- **IP:** The IP of the Server.
- **Port:** The port of the TapeTrack Server.
- **Proxy:** If set to "true", the HTTP Proxy Settings will need to be set in the "Advanced Connection Settings" tab. See below.
- **Delete:** Deletes the Server from the list.
- **Properties:** Launches the Server Information window above so that changes can be made to a Server.
- **Create Desktop Shortcut:** Places a shortcut to this connection on the desktop of your Windows PC.

## Advanced Connection Settings

The **Advanced Connection Settings** tab provides additional settings for when a Server uses an HTTP Proxy. It has the following fields:

- **Address:** The IP Address or Name of the HTTP Proxy Server.
- **Port:** The TCP/IP Port of the HTTP Proxy Server.
- **User ID:** The User ID for Proxy Authentication (if required).
- **Password:** The Password for Proxy Authentication (if required).
- **Automatically detect HTTP Proxy:** Click this button to automatically detect an existing HTTP Proxy Connection.

From:

<https://rtfm.tapetrack.com/> - TapeTrack Documentation

Permanent link:

[https://rtfm.tapetrack.com/common/control\\_panel?rev=1512601555](https://rtfm.tapetrack.com/common/control_panel?rev=1512601555)

Last update: **2025/01/21 22:07**

