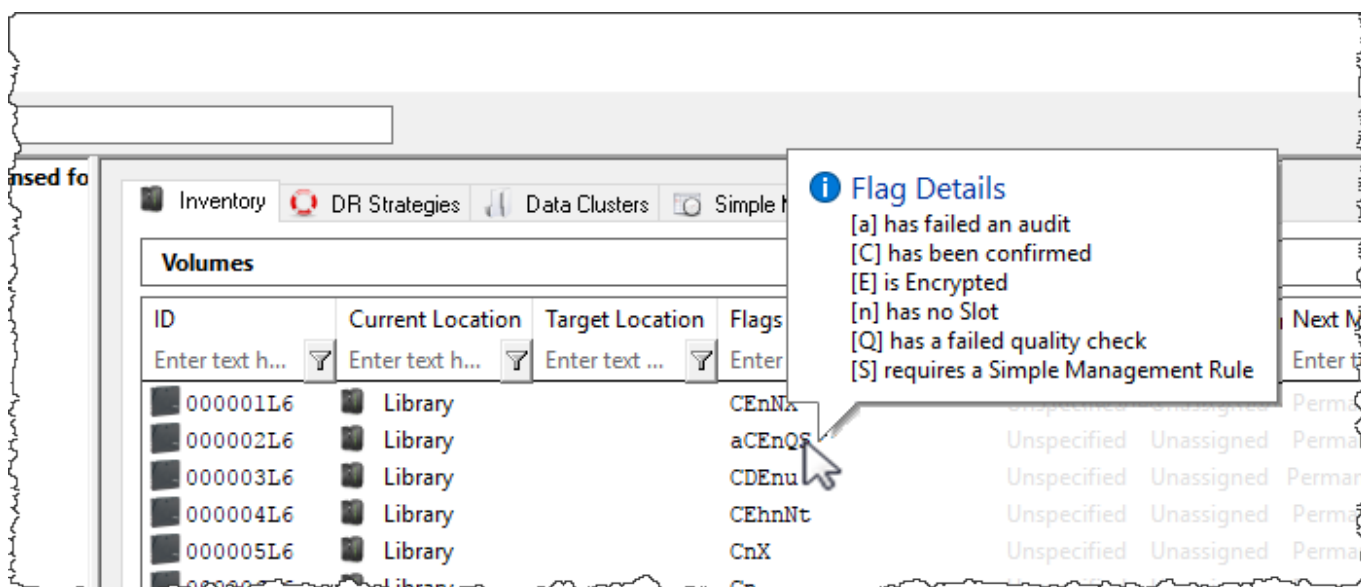


Overview

Flags indicate the status of a Volume including its movements, Slot, location, Container, audits, and more.

Flags



Flag Definitions

- **A:** Volume has a Container Security Tag assigned.
- **a:** Volume has failed a Physical Audit or a Logical Audit (Set by Reconciliation).
- **B:** Volume is a Container.
- **C:** Volume is confirmed in its current Repository.
- **c:** Volume is part of a Consignment.
- **D:** Volume has a Move Date.
- **d:** Volume Move Date is in the past.
- **F:** Volume has been set as a [Favorite](#)
- **H:** Volume Move Date is a Holiday.
- **h:** Volume is hidden (ghosted).
- **I:** Volume is moving internally (from one Slot to another in the same Repository).
- **L:** Volume has an update lock and cannot be updated by anyone other than the tapemaster User.
- **I:** Volume has a move lock and cannot be moved.
- **M:** Volume is moving from one Repository to another.
- **m:** Volume has a Home Slot.
- **N:** Volume has a Description.
- **n:** Volume has no Slot assigned.
- **O:** Volume is in the Primary Offsite Repository.
- **o:** Volume is overdue at its destination Repository.
- **p:** Volume has been set as Move Pending as its Move Date has been exceeded (Set by


TMSS10MovePending).

- **Q**: Volume has been flagged as unhealthy by a VeriTape system.
- **r**: Volume has been requested back from a Third Party.
- **S**: Volume always uses Simple Management.
- **s**: Volume Move Date was last set by Simple Management.
- **t**: Do not assign a Slot to this Volume.
- **U**: Volume has been scanned out of the current Repository using either TapeTrack Lite or TapeTrack Check Point.
- **u**: Volume has been flagged as a duplicate.
- **W**: Volume has a warning (has moved back to its original Repository without having been confirmed at its destination).

Setting and Managing Flags


There are two ways to set flags:

Method 1

Right-click the Volume/s in the Volume List, hover over Special Operations, then Modify and select Flags.  For each flag in the Modify Flags window, there are three options:

- **Value**: Value can be set to one of four options:
 1. **Do not change**: Leaves the Flag as is.
 2. **Add Flag**: Adds the selected Flag to the selected Volume(s).
 3. **Remove Flag**: Removes the selected Flag from the selected Volume(s).
 4. **Toggle Flag**: Will add the selected flag if it is not present and remove it if it is.
- **Set Count**: When multiple Volumes are selected, the Set Count will display how many Volumes have that flag.
- **Not-Set Count**: When multiple Volumes are selected, the Not-Set Count will display how many Volumes do not have that flag.

Method 2

Go to the Options Tab in the Volume Properties Window, and toggle the flags section. Set the desired Tags to **True** to add them or **False** to deactivate them.  The Flags in the Options Tab are as follows:

Has Consignment (c) : When "True", the selected Volume is part of a Consignment. **Has Description (N)**: When "True", the selected Volume has a description. Do Not Slot (t): When "True", the selected Volume cannot be slotted. Is a Container (B): When "True", the selected Volume is a Container. Movement Required (M): When "True", the selected Volume is either Moving or needs to be Moved. Hidden (h): When "True", the selected Volume is hidden and cannot be viewed in the Volume List. Hidden Volumes can be seen by modifying options in the Preferences Window under the File Menu. Moving Internal (I): When "True", the selected Volume is moving from one Slot to another in the same Repository. Simple Management (S): When "True", the selected Volume may only Move when a corresponding Simple Management Rule exists. Move Date set by Simple Management (s): When "True", the selected Volume Move Date was set by a Simple Management Rule. Move Pending (p): When "True", the selected Volume has been set in a Move Pending status by

TMSS10MovePending and has exceeded its Move Date. Overdue (o): When "True", the selected Volume is overdue at its Target Repository. Move Date exceeded: When "True", the selected Volume has exceeded its Move Date. Has Tag (A): When "True", the selected Volume is a Container and has a Security Tag assigned. No Slot (n): When "True", the selected Volume has no Slot assigned. Move Lock (l): When "True", the selected Volume is in a Move Lock and cannot be moved. Update Lock (L): When "True", the selected Volume has an Update Lock and can only be updated by a User with tapemaster Rights. Primary/Off-site (O): When "True", the selected Volume is at a Repository with "Offsite" and "Primary" set to "True" in the Options Tab of the Repository Preferences Window. Move Date is a Holiday (H): When "True", the selected Volume has a Move Date that is marked as a Holiday in the Server Administration Window under the Administration Menu.

From:

<https://rtfm.tapetrack.com/> - **TapeTrack Documentation**

Permanent link:

https://rtfm.tapetrack.com/common/volume_flags?rev=1502990704

Last update: **2025/01/21 22:07**

