

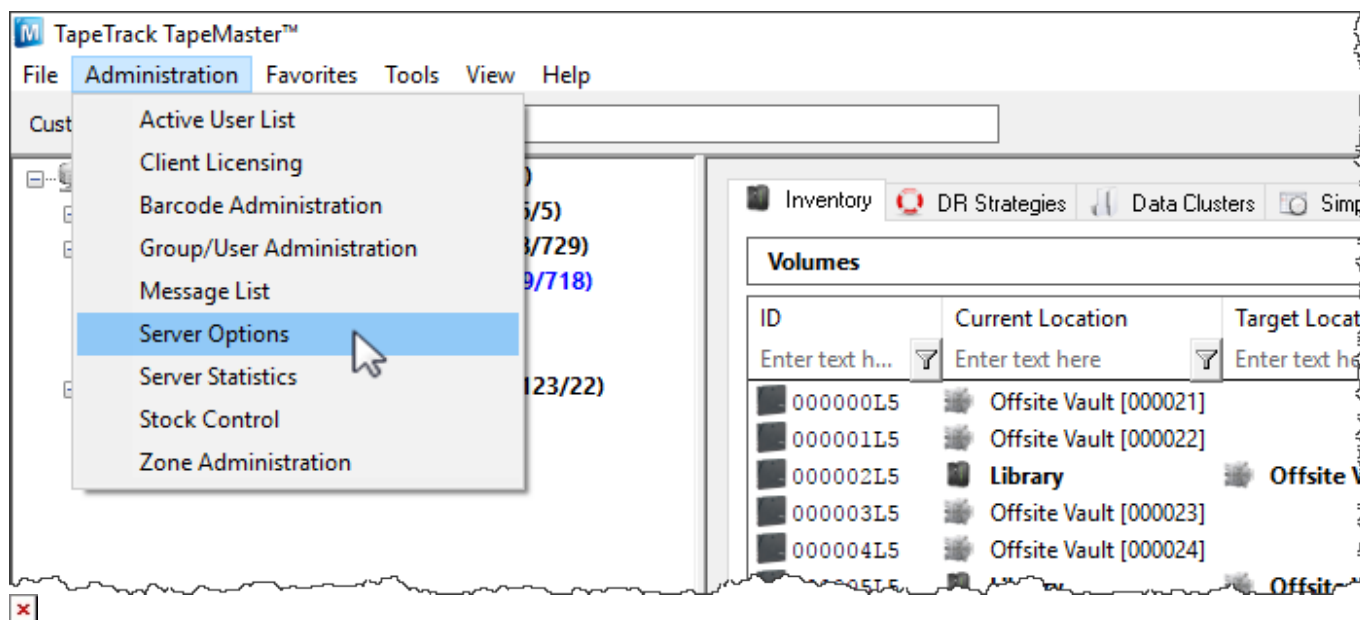
Attribute List Values

Attribute Lists allow you to set a defined list of Attribute Values for a user to select from. This ensures that all Attribute Values entered against a **Volume** are limited to supplied list, removing the ability to enter unwanted values or spelling differences (eg Removed or removed) as well as increasing productivity by removing the need to retype common Attribute Values.

The following example illustrates the creation and implementation of two Attribute Lists, Weekly Backup with the values of the days of the week and Manufacturer with the values of the **Volume** brands Dell, IBM, Imation and Sony.

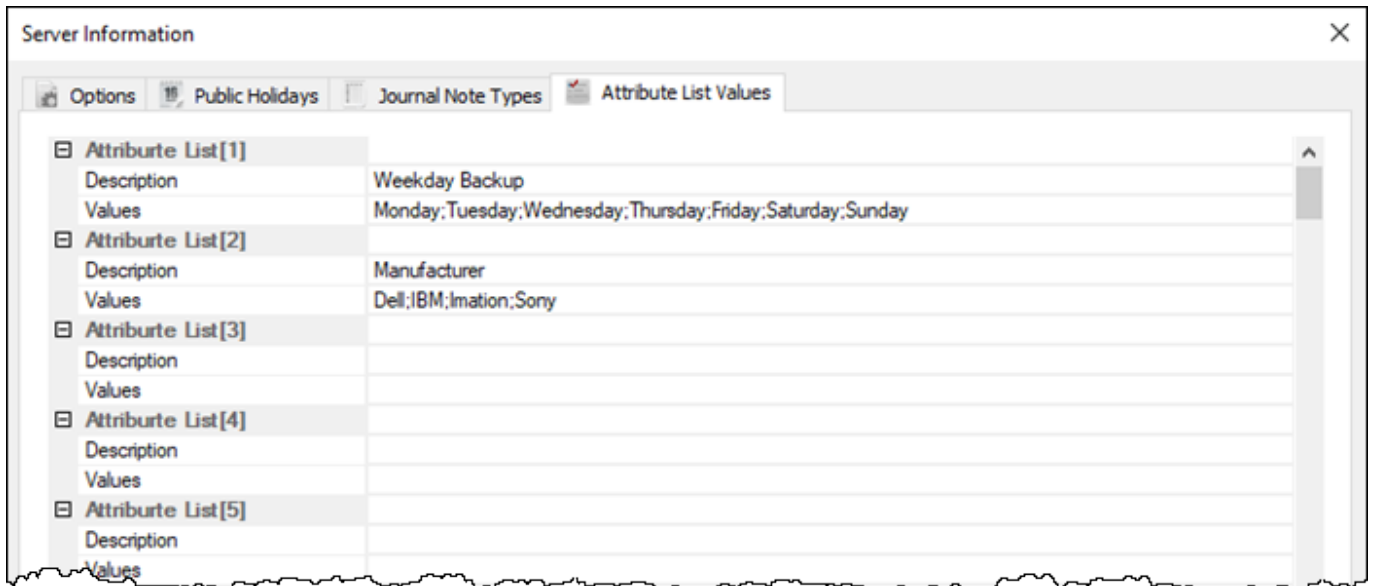
Setting The Attribute List

To open the Server Options in TapeMaster, select Administration → Server Options from the main menu.



In the section Attribute List [1], enter the string Weekly Backup into the field Description, along with the Attribute Values separating values by semicolons, Monday;Tuesday;Wednesday;Thursday;Friday;Saturday;Sunday into the field Values.

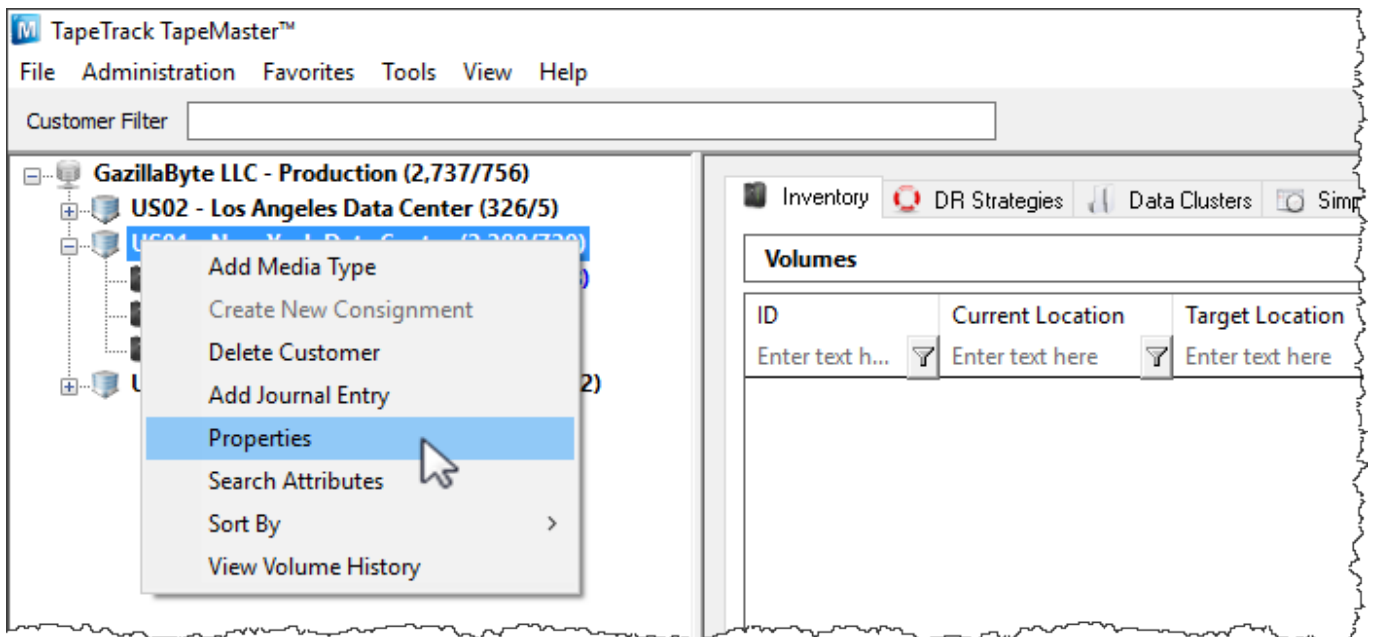
In the section Attribute List [2], enter the string Manufacturer into the field Description, along with the Attribute Values, separating values by semicolons, Dell;IBM;Imation;Sony.



Once all Lists have been added, click Save to add Values to the Framework Server.

Adding Extended Attributes To TapeMaster

Right-click the required [Customer](#) from the [Customer Tree](#) and select Properties



From the Edit Customer window, select the Attributes tab.

Under Extended Attribute 1,

- Enter a descriptive name for the Attribute, Backup Weekday.
- From the Type field select List to display the Options fields.
- From the field Index, select the required list, in this case Weekday Backup.
- Set Required to True to have this list displayed in Lite when Sending Volumes.

Under Extended Attribute 2,

- Enter a descriptive name for the Attribute, Volume Manufacturer.
- From the Type field select List to display the Options fields.
- From the field Index, select the required list, in this case Manufacturer.
- Set Required to False as it is not required to be displayed in Lite when Sending Volumes.

Extended Attribute 1	
Name	Backup Weekday
Type	List
Options	
Index	001:Weekday Backup
Required	True
Extended Attribute 2	
Name	Volume Manufacturer
Type	List
Options	
Index	002:Manufacturer
Required	False

Click Save to update the information in TapeTrack.

Setting Extended Attributes

Setting Extended Attributes Via TapeMaster

When Adding or Editing a [Volume](#) select the Attributes tab.

From the available Attributes, select the required Attribute Value from the drop down list by clicking on the right of each field and clicking the drop down list arrow to view available options. In this example we are setting Backup Weekly to Thursday.

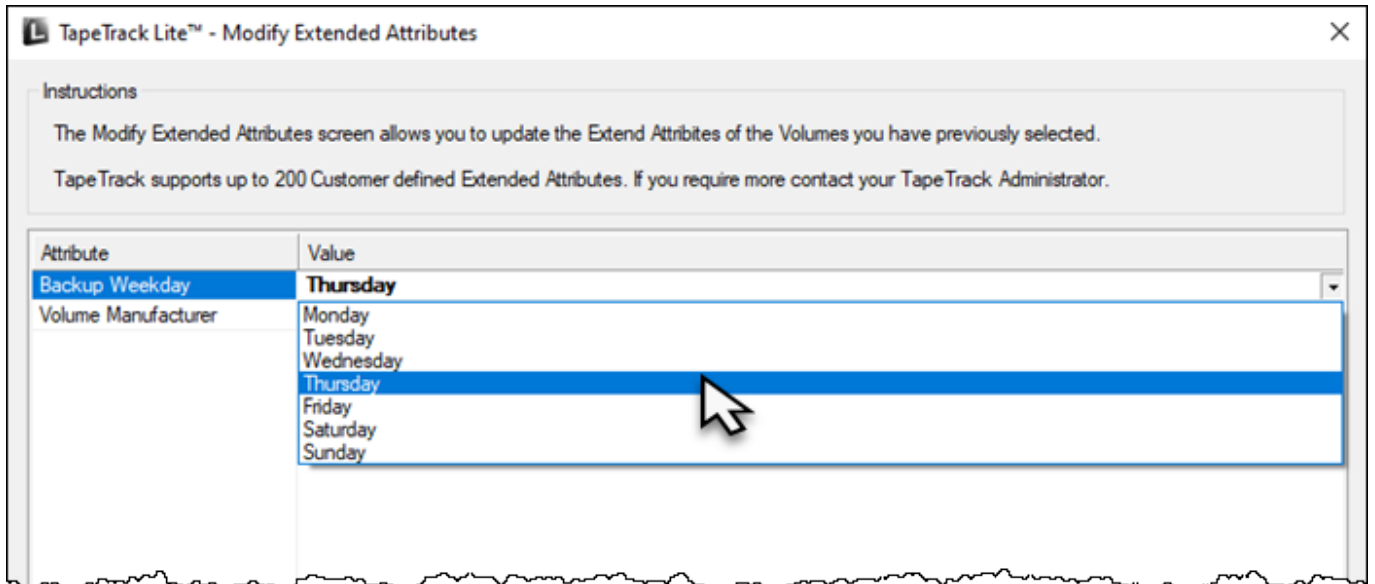
Edit New Volume	
Description	Backup Weekday
Volume Manufacturer	<ul style="list-style-type: none"> Monday Tuesday Wednesday Thursday Friday Saturday Sunday

Once all values are entered, click Save to update Extended Attribute Values.

Setting Extended Attributes Via Lite

The Extended Attributes can be added/modified using the functions [Send](#) and [Library Management](#).

Documentation on how to add/modify Extended Attributes when using Lite's [Send function](#) can be viewed [here](#)



Documentation on how to add/modify Extended Attributes when using Lite's [Library Management Function](#) can be viewed [here](#).

Instructions

The Manage Media Library screen allows you to see each of your tape Volumes.

You can use the filters at the top of each column to select which Volumes to display.

If you wish to view or update the Next Move Date, Description or Extended Attributes of a specific Volume, simply select the Volume and edit the fields in the property list on the right.

Volume-ID	Location	Description
000000L5	Offsite Vault	
000001L5	Offsite Vault	
000002L5	Offsite Vault	
000003L5	Offsite Vault	
000004L5	Library	
000005L5	Offsite Vault	
000006L5	Offsite Vault	
000007L5	Offsite Vault	
000008L5	Library	description
000009L5	Library	
000010L5	Offsite Vault	
000011L5	Library	desct stuff
000012L5	Offsite Vault	
000013L5	Library	
000014L5	Library	
000015L5	Library	
000016L5	Offsite Vault	

Volume-ID: 000000L5

- Location
 - Current
 - Repository: Offsite Vault
 - Target
 - Repository: Library
- Next move: Permanent
- Attributes
 - Description:
 - Backup Wee...: **Thursday**
 - Volume Manu...

< Back Next > Cancel

From: <https://rtfm.tapetrack.com/> - **TapeTrack Documentation**

Permanent link: https://rtfm.tapetrack.com/cookbook/attribute_list_values?rev=1570663960

Last update: **2025/01/21 22:07**

