

TMSS10Sync Cookbook

TMSS10Sync Implementation

The TapeTrack Sync uses, in its minimum format, uses an executable TMSS10Sync, an input file containing the information to synchronise and a definition file (ttidef) containing the information on how to read, or translate, the information in the input file.

TTIDEF Definition File Explained


Imagine a Customer going to a bank to deposit cash into their account, a common task for most people. The problem for this customer is they only speak Spanish and the bank staff only speak English.





The solution to this problem is the implementation of a translator who speaks both languages. The customer talks to the translator, who passes the information to the teller in English so the money can be paced into the correct account.



This is similar the situation faced by TapeTrack Sync when importing information into the database. A text or CSV input file can contain Volume information in many formats so direct import is not possible in the raw format.



Introduce a translator between the input file and TapeTrack Sync and the information can be read from the input file and passed to TapeTrack in the correct format. This TapeTrack translator is called a definition file, a text file with a .ttidef extension.



From:

<https://rtfm.tapetrack.com/> - **TapeTrack Documentation**

Permanent link:

<https://rtfm.tapetrack.com/cookbook/sync?rev=1560392454>

Last update: **2025/01/21 22:07**

