

Extended Attributes

Extended Attributes are additional variables outside of various Object-IDs and descriptions that can be set for a specific [Volume](#). Attributes can be searched by using the Search Attributes function in the right-click menu of a [Customer Node](#) in the [Customer Tree](#).

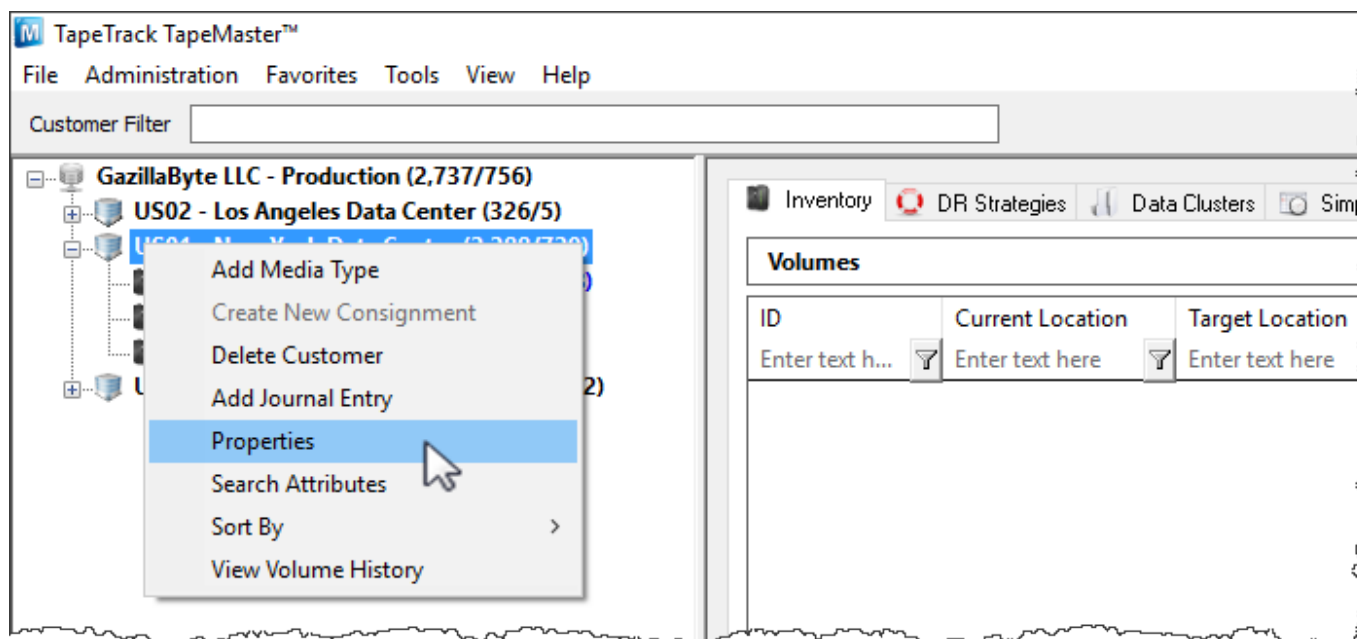
Adding and Maintaining Attributes

Attributes are divided into three main parts: Attribute, Type, and Value.

- **Attribute:** An Attribute is an item that can have many variables assigned to it, similar to a category.
- **Type:** Integer, Date, String, Reference, Dynamic List, List and Boolean.
- **Value:** The Values are the unique variables that are assigned to each Attribute on a [Volume](#) level.

Setting Attributes and Types

Attributes and types are set at a Customer level by right-clicking a Customer in the Customer Tree and selecting **Properties**.



This will launch the Customer Properties Window. Select the Attributes tab.



Left-click in the Attribute field next to an Index number to enter an Attribute.

By default, the type will be set to String. Click String to select either String, Date, Integer, Boolean, List or Reference. from the Type drop-down menu.

[Lists](#) must be created before they will show for selection.

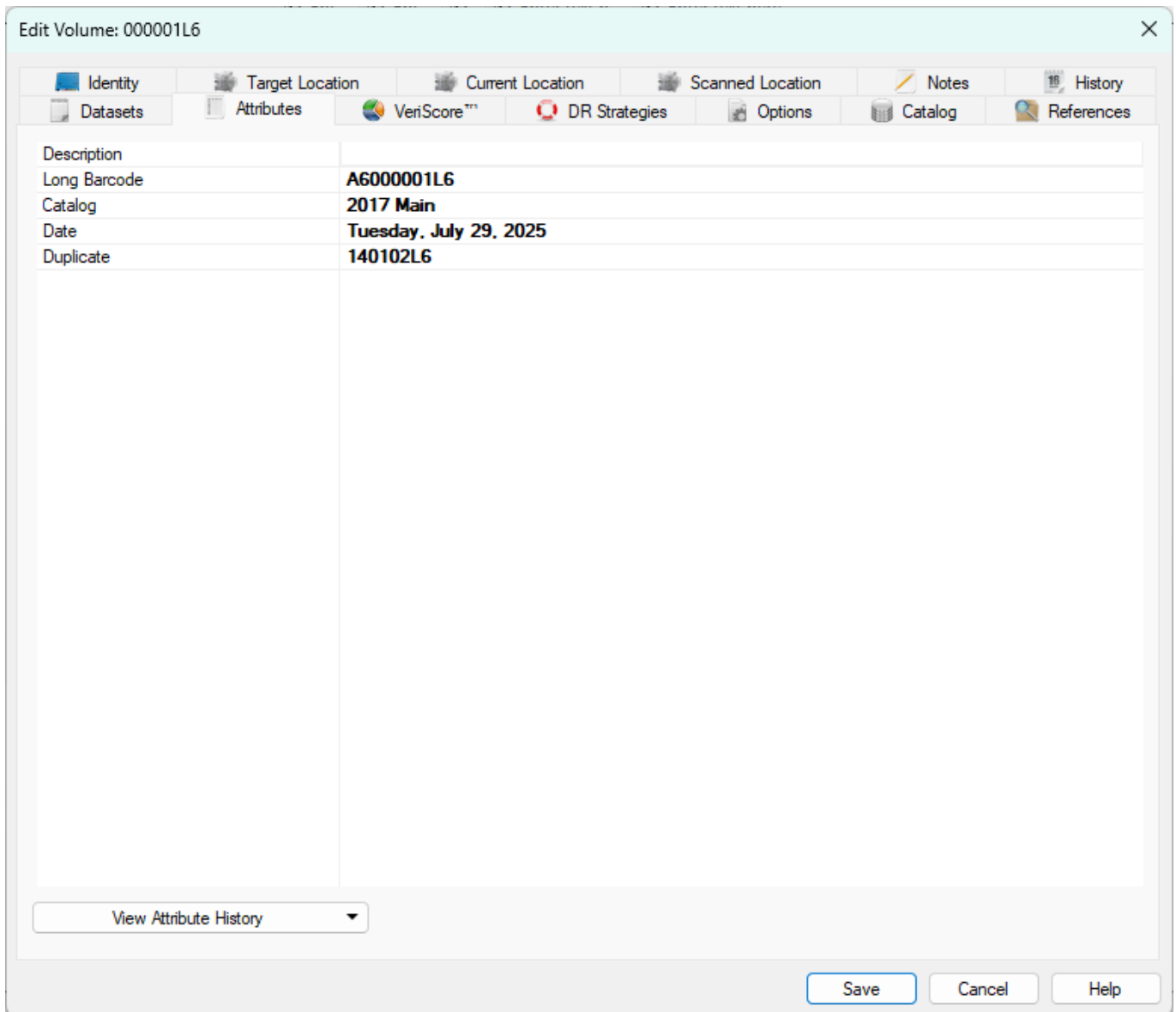
Set **Required** to the required value when creating new volumes:

- False equates to optional value.
- True equates to mandatory entry.

Setting Attribute Values

Attribute Values are set at a [Volume](#) Level in the Attributes Tab of the [Volume Properties Window](#). To

launch the [Volume Properties Window](#) for a specific [Volume](#), double-click a Volume in the [Volume List](#) or right-click a [Volume](#) in the [Volume List](#) and select **Properties**.



Left-click in the Value field across from the desired Attribute to set a value for that Attribute.

Attribute History

Changes to Attributes are kept in a historical log. To access the historical values of an Attribute for a particular volume double-click the selected volume or right-click and select properties. Open the Attributes tab and select the drop-down box Available Attribute History and click on the required Attribute category.

The screenshot shows a web application window titled "Edit Volume: 000001L6". The interface includes a top navigation bar with tabs for Identity, Target Location, Current Location, Scanned Location, Notes, and History. Below this is a secondary bar with icons for Datasets, Attributes, VeriScore™, DR Strategies, Options, Catalog, and References. The main content area contains a table with the following data:

Description	
Long Barcode	A6000001L6
Catalog	2017 Main -1A
Date	Tuesday, July 29, 2025
Duplicate	140102L6

At the bottom of the window, there is a "View Attribute History" button with a dropdown arrow. A tooltip is visible over this button, displaying "Catalog (2 history records)". To the right of the tooltip are "Save", "Cancel", and "Help" buttons. A mouse cursor is pointing at the tooltip.

This will open the **Attribute History**, displaying the previous values the Attribute has been set to, the date it was changed and the user who updated it.

Date Changed	User-ID	Old Value	Deleted
2025-07-29 09:41:21	tapemaster	2017 Main	No
2025-07-29 09:41:34	tapemaster	2017 Main -1	No
	tapemaster	2017 Main -1A	Current Value

Total Items 3

OK

Searching Attributes

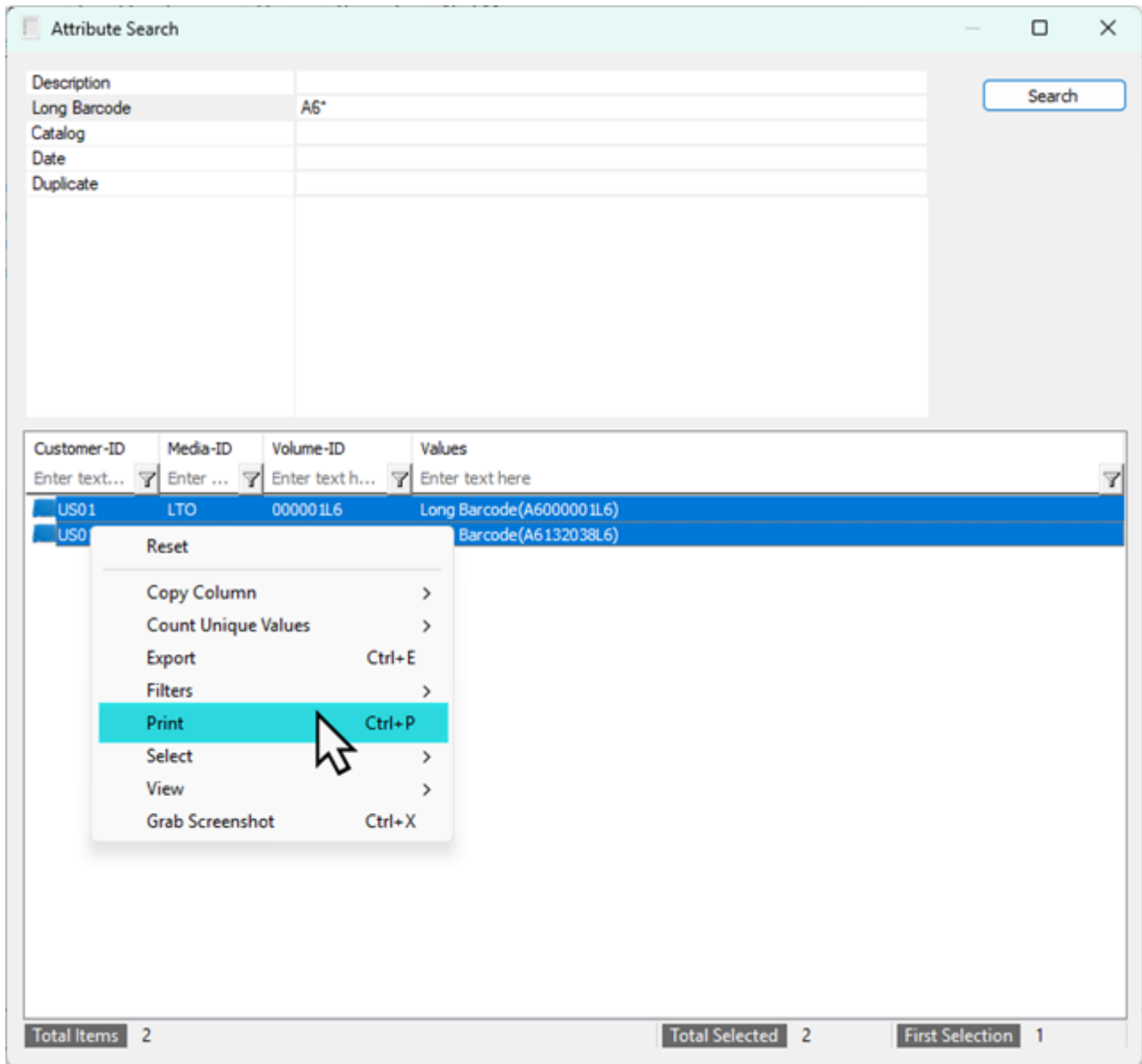
The Search Attributes function can be launched by right-clicking a [Customer](#) in the [Customer Tree](#) and selecting **Search Attributes**.



This will launch the Attribute Search window. The Attribute Search window is divided into two windows: the filter window and the Item List.

The filters window displays the Attributes set at a **Customer** level. Left-click next to an Attribute and type in an Attribute Value to search for all Volumes that have that Attribute Value set.

Right-clicking in the Item List window will provide options to print a list of the **Volumes** with the selected Attribute Value set.



See Also

[Volume List Properties](#)

From: <https://rtfm.tapetrack.com/> - **TapeTrack Documentation**

Permanent link: https://rtfm.tapetrack.com/element/volume_attributes?rev=1756946879

Last update: **2025/09/04 00:47**

