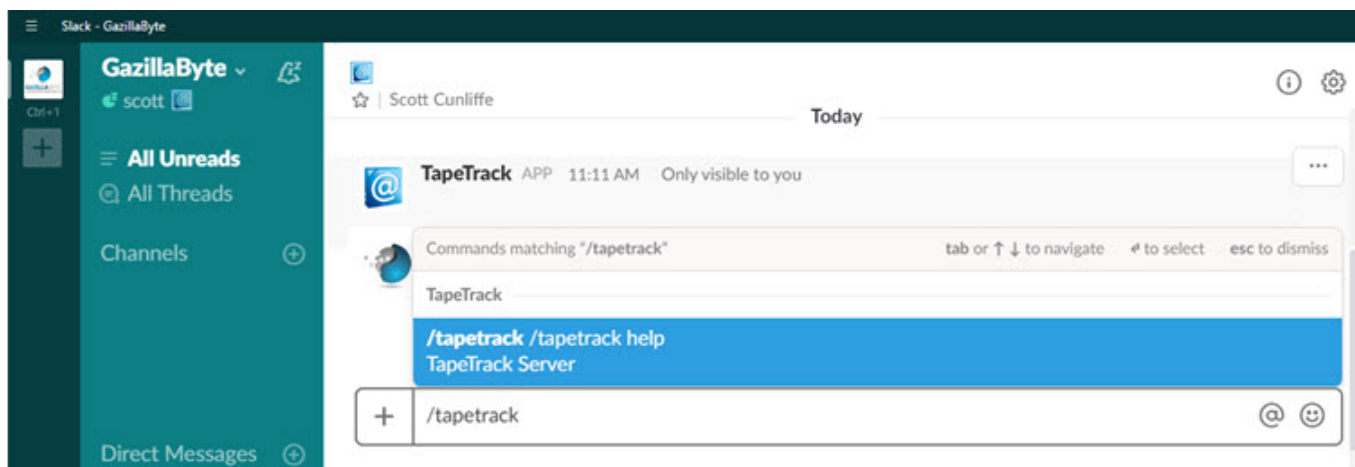


# Overview

The TapeTrack Slack App allows you to query tape libraries and move tapes from one location to another by all from within [slack](#).



## Prerequisites

1. A Slack Account
2. Open Data Protection API (ODPAPI) Adapter for TapeTrack or URL of an existing Adapter.
3. [TapeTrack credentials](#).

## Connecting the App

To install the App simply click the App icon on the slack app directory or by clicking the icon below.

```
<html> <a
href="https://slack.com/oauth/authorize?scope=commands&client_id=164668305509.189569582598"
"></a> </html>
```

## App Commands

### Adapters

Before you can use the TapeTrack slack App you must first add at least one ODPAPI Adapter.

## Adding an Adapter

### Syntax

```
/tapetrack adapter add name adapter_url
```

### Example

```
/tapetrack adapter add TestBed  
testuser:testuser@testbed.tapetrack.com/dpapi-v1
```

## Listing Adapters

### Syntax

```
/tapetrack adapter list
```



**TapeTrack APP** 4:00 PM Only visible to you  
Configured TapeTrack Servers:

Server Name	User Name	URL
TestBed	testuser	http://testbed.tapetrack.com/dpapi-v1

## Deleting an Adapter

### Syntax

```
/tapetrack adapter delete name
```

### Example

```
/tapetrack adapter delete TestBed
```

## Libraries

## Listing Libraries

When listing libraries you can either query one of the adapters by name, or use a wildcard to match the closest adapter.

### Syntax

```
/tapetrack name library list
```

### Example

```
/tapetrack * library list
```



**TapeTrack APP** 4:16 PM Only visible to you  
There are 4 libraries.

ID	Description
41553031-0000-0000-4c54-4f00484f4c44	Sydney Data Center:LTO Cartridge:Legal Hold
41553031-0000-0000-4c54-4f004c494252	Sydney Data Center:LTO Cartridge:Library
41553031-0000-0000-4c54-4f004f464653	Sydney Data Center:LTO Cartridge:Offsite Vault
41553031-0000-0000-4c54-4f005241434b	Sydney Data Center:LTO Cartridge:GemTrac Rack

In the returned list of accessible libraries you will get a library UUID along with the library description. The library UUID will be used to access that library and the tapes within it going forward.


## Library Information

### Syntax

```
/tapetrack name library info library_uuid
```

### Example

```
/tapetrack name library info 41553031-0000-0000-4c54-4f004f464653
```

 **TapeTrack APP** 4:18 PM Only visible to you  
Library Information of 41553031-0000-0000-4c54-4f004f464653:

**Scope**  
AU01.LTO

**UUID**  
41553031-0000-0000-4c54-4f004f464653

**Description**  
Sydney Data Center:LTO Cartridge:Offsite Vault

**Targets**  
Sydney Data Center:LTO Cartridge:Legal Hold  
Sydney Data Center:LTO Cartridge:Library  
Sydney Data Center:LTO Cartridge:GemTrac Rack

<b>Capacity Total</b>	<b>Capacity Used</b>
0	9
<b>Moving In</b>	<b>Moving Out</b>
11	0
<b>Scratch Total</b>	<b>Scratch Minimum</b>
0	0

Would you like to show all tapes in this library?

At the bottom of the library info command button is a Show button. You can click this to list the tapes that belong to that library.

# Tapes

## Listing Tapes

### Syntax

```
/tapetrack name object list library_uuid
```

### Example

```
/tapetrack * object list 41553031-0000-0000-4c54-4f004f464653
```



**TapeTrack** APP 4:24 PM Only visible to you

There are 9 tapes.

ID	Description
000002L4	Exchange Server Backup
000003L4	Exchange Server Backup
000004L4	Exchange Server Backup
000005L4	Exchange Server Backup
000007L4	Exchange Server Backup
000008L4	Exchange Server Backup
000012L4	
000023L4	
000024L4	Catalog Backup


## Tape Information

### Syntax

```
/tapetrack name object info library_uuid tape_id
```

### Example

```
/tapetrack * object info 41553031-0000-0000-4c54-4f004f464653 000002L4
```

 **TapeTrack** APP 4:46 PM Only visible to you  
**Tape Information of 000002L4 in Offsite Vault**

<b>Tape ID</b>	<b>Type</b>
000002L4	LTO
<b>Description</b>	
Exchange Server Backup	
<b>Encrypted</b>	<b>Scratch</b>
Yes	No
<b>Target</b>	
N/A	
<b>Last Move Time</b>	
N/A	

## Finding a tape


To find a tape you can use the `whereis` command. This will tell you which libraries a given tape can be found in.

### Syntax

```
/tapetrack name whereis tape_id
```

### Example

```
/tapetrack * whereis 000001L4
```

 **TapeTrack** APP 4:33 PM Only visible to you  
**There is 1 library where 000001L4 is.**

ID	Description
41553031-0000-0000-4c54-4f004c494252	Sydney Data Center:LTO Cartridge:Library

# Help

To obtain help text run the help command.



**TapeTrack** APP 4:38 PM Only visible to you

Valid Help Queries are:

`/tapetrack help adapter`

`/tapetrack help library`

`/tapetrack help object`

`/tapetrack help whereis`

From:

<https://rtfm.tapetrack.com/> - **TapeTrack Documentation**

Permanent link:

<https://rtfm.tapetrack.com/extensions/slack?rev=1496100241>

Last update: **2025/01/21 22:07**

