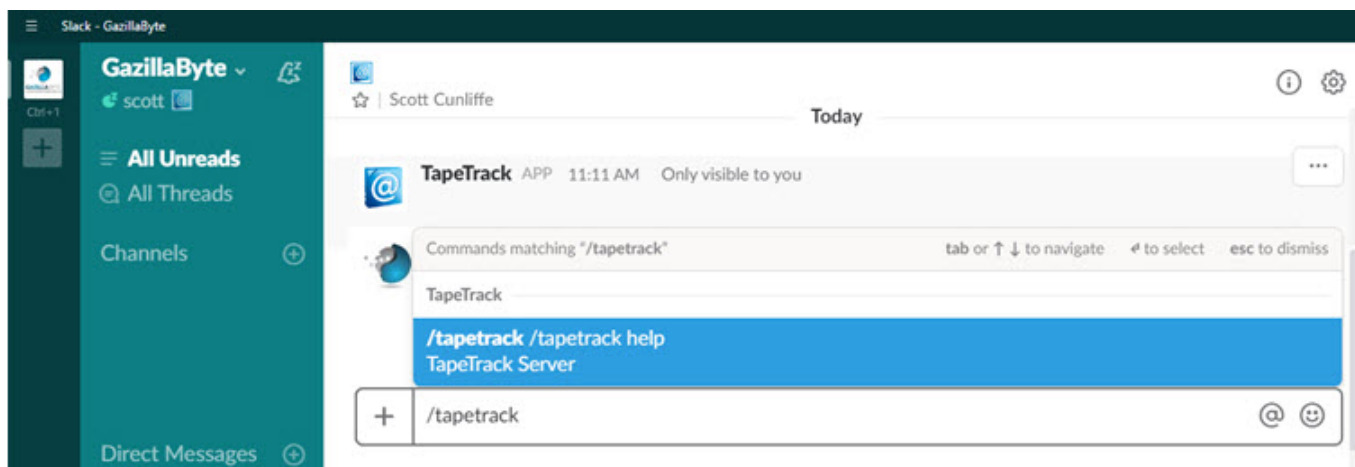


Overview

The TapeTrack Slack App allows you to query tape libraries and move tapes from one location to another by all from within [slack](#).



Prerequisites

1. A Slack Account
2. Open Data Protection API (ODPAPI) Adapter for TapeTrack or URL of an existing Adapter.
3. [TapeTrack credentials](#).

Connecting the App

To install the App simply click the App icon on the slack app directory or by clicking the icon below.

```
<html> <a
href="https://slack.com/oauth/authorize?scope=commands&client_id=164668305509.189569582598"
"></a> </html>
```

As all settings are set via /tapetrack commands, there is no need to interact outside of slack during installation.

Profile data storage

When adding new adapters to your slack profile, the following information will be securely stored on GazillaByte's servers:

1. Adapter name.
2. Adapter URL
3. TapeTrack User-ID and password.

App Commands

Adapters

Before you can use the TapeTrack slack App you must first add at least one ODPAPI Adapter.

Adding an Adapter

Syntax

```
/tapetrack adapter add name adapter_url
```

Example

```
/tapetrack adapter add TestBed  
testuser:testuser@testbed.tapetrack.com/dpapi-v1
```

Listing Adapters

Syntax

```
/tapetrack adapter list
```



TapeTrack APP 4:00 PM Only visible to you

Configured TapeTrack Servers:

Server Name	User Name	URL
TestBed	testuser	http://testbed.tapetrack.com/dpapi-v1

Deleting an Adapter

Syntax

```
/tapetrack adapter delete name
```

Example

```
/tapetrack adapter delete TestBed
```

Libraries

Listing Libraries

When listing libraries you can either query one of the adapters by name, or use a wildcard to match the closest adapter.

Syntax

```
/tapetrack name library list
```

Example

```
/tapetrack * library list
```



TapeTrack APP 4:16 PM Only visible to you
There are 4 libraries.

ID	Description
41553031-0000-0000-4c54-4f00484f4c44	Sydney Data Center:LTO Cartridge:Legal Hold
41553031-0000-0000-4c54-4f004c494252	Sydney Data Center:LTO Cartridge:Library
41553031-0000-0000-4c54-4f004f464653	Sydney Data Center:LTO Cartridge:Offsite Vault
41553031-0000-0000-4c54-4f005241434b	Sydney Data Center:LTO Cartridge:GemTrac Rack

In the returned list of accessible libraries you will get a library UUID along with the library description. The library UUID will be used to access that library and the tapes within it going forward.


Library Information

Syntax

```
/tapetrack name library info library_uuid
```

Example

```
/tapetrack name library info 41553031-0000-0000-4c54-4f004f464653
```

 **TapeTrack APP** 4:18 PM Only visible to you
Library Information of 41553031-0000-0000-4c54-4f004f464653:

- Scope**
AU01.LTO
- UUID**
41553031-0000-0000-4c54-4f004f464653
- Description**
Sydney Data Center:LTO Cartridge:Offsite Vault
- Targets**
Sydney Data Center:LTO Cartridge:Legal Hold
Sydney Data Center:LTO Cartridge:Library
Sydney Data Center:LTO Cartridge:GemTrac Rack
- Capacity Total** **Capacity Used**
0 9
- Moving In** **Moving Out**
11 0
- Scratch Total** **Scratch Minimum**
0 0

Would you like to show all tapes in this library?

At the bottom of the library info command button is a Show button. You can click this to list the tapes that belong to that library.

Tapes

Listing Tapes

Syntax

```
/tapetrack name object list library_uuid
```

Example

```
/tapetrack * object list 41553031-0000-0000-4c54-4f004f464653
```



TapeTrack APP 4:24 PM Only visible to you
There are 9 tapes.

ID	Description
000002L4	Exchange Server Backup
000003L4	Exchange Server Backup
000004L4	Exchange Server Backup
000005L4	Exchange Server Backup
000007L4	Exchange Server Backup
000008L4	Exchange Server Backup
000012L4	
000023L4	
000024L4	Catalog Backup


Tape Information

Syntax

```
/tapetrack name object info library_uuid tape_id
```

Example

```
/tapetrack * object info 41553031-0000-0000-4c54-4f004f464653 000002L4
```

 **TapeTrack** APP 4:46 PM Only visible to you
Tape Information of 000002L4 in Offsite Vault

Tape ID	Type
000002L4	LTO
Description	
Exchange Server Backup	
Encrypted	Scratch
Yes	No
Target	
N/A	
Last Move Time	
N/A	

Finding a tape


To find a tape you can use the `whereis` command. This will tell you which libraries a given tape can be found in.

Syntax

```
/tapetrack name whereis tape_id
```

Example

```
/tapetrack * whereis 000001L4
```

 **TapeTrack** APP 4:33 PM Only visible to you
There is 1 library where 000001L4 is.

ID	Description
41553031-0000-0000-4c54-4f004c494252	Sydney Data Center:LTO Cartridge:Library

Help

To obtain help text run the help command.



TapeTrack APP 4:38 PM Only visible to you

Valid Help Queries are:

```
/tapetrack help adapter
```

```
/tapetrack help library
```

```
/tapetrack help object
```

```
/tapetrack help whereis
```

From:

<https://rtfm.tapetrack.com/> - **TapeTrack Documentation**

Permanent link:

<https://rtfm.tapetrack.com/extensions/slack?rev=1496100492>

Last update: **2025/01/21 22:07**

