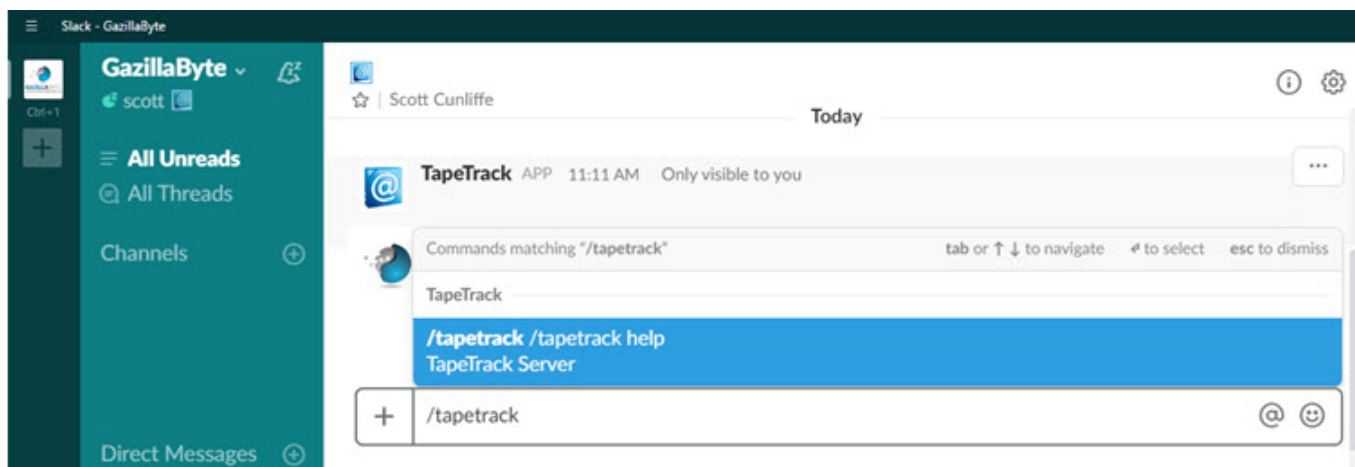


# Overview

The TapeTrack Slack App allows you to query tape libraries and move tapes from one location to another by all from within [slack](#).



## Prerequisites

1. A Slack Account
2. Open Data Protection API (ODPAPI) Adapter for TapeTrack or URL of an existing Adapter.
3. [TapeTrack credentials](#).

## Connecting the App

To install the App simply click the App icon on the slack app directory or by clicking the icon below.

```
<html> <a
href="https://slack.com/oauth/authorize?scope=commands&client_id=164668305509.189569582598"
"></a> </html>
```

As all settings are set via /tapetrack commands, there is no need to interact outside of slack during installation.

## Security Considerations

When adding new adapters to your slack profile, the following information will be securely stored on GazillaByte's servers:

1. Adapter name.
2. Adapter URL
3. TapeTrack User-ID and password.

Only the slack user that sets these values will be able to use, list and delete this data. When listing adapters, the password will not be displayed to preserve security.

When an adapter is added to your slack profile, care should be taken to ensure that unauthorized users do not use your slack account.

# App Commands

## Adapters

Before you can use the TapeTrack slack App you must first add at least one ODPAPI Adapter.

### Adding an Adapter

#### Syntax

```
/tapetrack adapter add name adapter_url
```

#### Example

```
/tapetrack adapter add TestBed  
http://testuser:testuser@testbed.tapetrack.com/dpapi-v1
```

### Listing Adapters

#### Syntax

```
/tapetrack adapter list
```



**TapeTrack APP** 4:00 PM Only visible to you

#### Configured TapeTrack Servers:

Server Name	User Name	URL
TestBed	testuser	http://testbed.tapetrack.com/dpapi-v1

## Deleting an Adapter

### Syntax

```
/tapetrack adapter delete name
```

### Example

```
/tapetrack adapter delete TestBed
```

## Libraries

### Listing Libraries

When listing libraries you can either query one of the adapters by name, or use a wildcard to match the closest adapter.

### Syntax

```
/tapetrack name library list
```

### Example

```
/tapetrack * library list
```



**TapeTrack APP** 4:16 PM Only visible to you  
There are 4 libraries.

ID	Description
41553031-0000-0000-4c54-4f00484f4c44	Sydney Data Center:LTO Cartridge:Legal Hold
41553031-0000-0000-4c54-4f004c494252	Sydney Data Center:LTO Cartridge:Library
41553031-0000-0000-4c54-4f004f464653	Sydney Data Center:LTO Cartridge:Offsite Vault
41553031-0000-0000-4c54-4f005241434b	Sydney Data Center:LTO Cartridge:GemTrac Rack

In the returned list of accessible libraries you will get a library UUID along with the library description. The library UUID will be used to access that library and the tapes within it going forward.

### Library Information

## Syntax

```
/tapetrack name library info library_uuid
```

## Example

```
/tapetrack name library info 41553031-0000-0000-4c54-4f004f464653
```



**TapeTrack** APP 4:18 PM Only visible to you

Library Information of 41553031-0000-0000-4c54-4f004f464653:

**Scope**  
AU01.LTO

**UUID**  
41553031-0000-0000-4c54-4f004f464653

**Description**  
Sydney Data Center:LTO Cartridge:Offsite Vault

**Targets**  
Sydney Data Center:LTO Cartridge:Legal Hold  
Sydney Data Center:LTO Cartridge:Library  
Sydney Data Center:LTO Cartridge:GemTrac Rack

<b>Capacity Total</b>	<b>Capacity Used</b>
0	9
<b>Moving In</b>	<b>Moving Out</b>
11	0
<b>Scratch Total</b>	<b>Scratch Minimum</b>
0	0

Would you like to show all tapes in this library?

Show

At the bottom of the library info command button is a Show button. You can click this to list the tapes that belong to that library.

# Tapes

## Listing Tapes

### Syntax

```
/tapetrack name object list library_uuid
```

### Example

```
/tapetrack * object list 41553031-0000-0000-4c54-4f004f464653
```



**TapeTrack APP** 4:24 PM Only visible to you  
There are 9 tapes.

ID	Description
000002L4	Exchange Server Backup
000003L4	Exchange Server Backup
000004L4	Exchange Server Backup
000005L4	Exchange Server Backup
000007L4	Exchange Server Backup
000008L4	Exchange Server Backup
000012L4	
000023L4	
000024L4	Catalog Backup


### Tape Information

#### Syntax

```
/tapetrack name object info library_uuid tape_id
```

#### Example

```
/tapetrack * object info 41553031-0000-0000-4c54-4f004f464653 000002L4
```

 **TapeTrack** APP 4:46 PM Only visible to you  
Tape Information of 000002L4 in Offsite Vault

<b>Tape ID</b>	<b>Type</b>
000002L4	LTO
<b>Description</b>	
Exchange Server Backup	
<b>Encrypted</b>	<b>Scratch</b>
Yes	No
<b>Target</b>	
N/A	
<b>Last Move Time</b>	
N/A	

# Finding a tape


To find a tape you can use the whereis command. This will tell you which libraries a given tape can be found in.

## Syntax

```
/tapetrack name whereis tape_id
```

## Example

```
/tapetrack * whereis 000001L4
```

 **TapeTrack** APP 4:33 PM Only visible to you  
There is 1 library where 000001L4 is.

ID	Description
41553031-0000-0000-4c54-4f004c494252	Sydney Data Center:LTO Cartridge:Library

# Help

To obtain help text run the help command.



**TapeTrack** APP 4:38 PM Only visible to you

Valid Help Queries are:

`/tapetrack help adapter`

`/tapetrack help library`

`/tapetrack help object`

`/tapetrack help whereis`

From:

<https://rtfm.tapetrack.com/> - **TapeTrack Documentation**

Permanent link:

<https://rtfm.tapetrack.com/extensions/slack?rev=1496162307>

Last update: **2025/01/21 22:07**

