

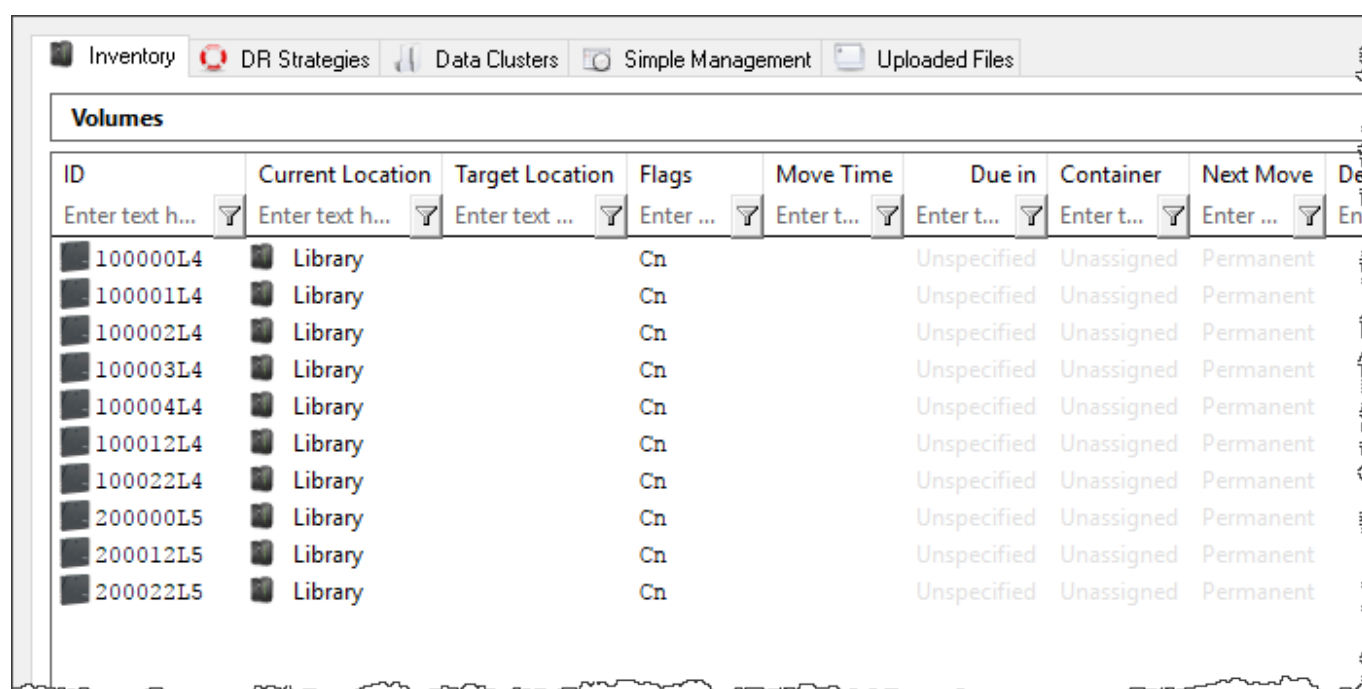
Pattern matching

TapeTrack has powerful pattern matching functionality that can be utilized globally in TapeMaster.

String Pattern Matching

To illustrate the effects of where and how the asterisk wildcard affects search results all examples will be performed against the following volume values.

100000L4, 100001L4, 100002L4, 100003L4, 100004L4, 100012L4, 100022L4, 200000L5, 200012L5, 200022L5

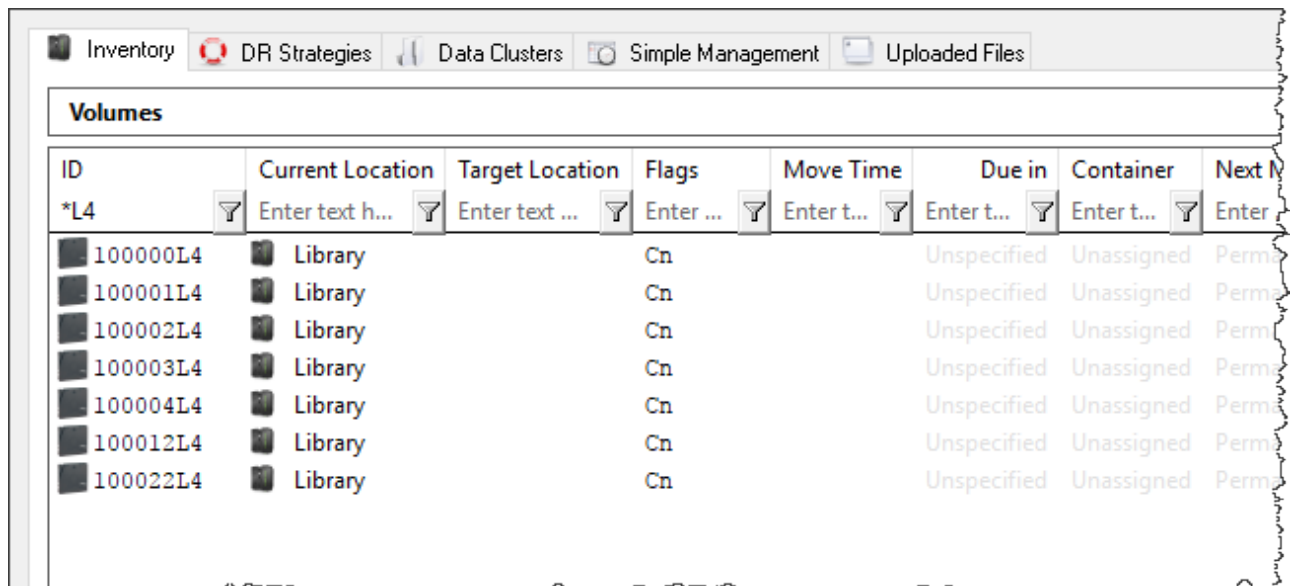


| ID | Current Location | Target Location | Flags | Move Time | Due in | Container | Next Move | De |
|-----------------|------------------|-----------------|-----------|------------|-------------|------------|-----------|----|
| Enter text h... | Enter text h... | Enter text ... | Enter ... | Enter t... | Enter t... | Enter t... | Enter ... | En |
| 100000L4 | Library | | Cn | | Unspecified | Unassigned | Permanent | |
| 100001L4 | Library | | Cn | | Unspecified | Unassigned | Permanent | |
| 100002L4 | Library | | Cn | | Unspecified | Unassigned | Permanent | |
| 100003L4 | Library | | Cn | | Unspecified | Unassigned | Permanent | |
| 100004L4 | Library | | Cn | | Unspecified | Unassigned | Permanent | |
| 100012L4 | Library | | Cn | | Unspecified | Unassigned | Permanent | |
| 100022L4 | Library | | Cn | | Unspecified | Unassigned | Permanent | |
| 200000L5 | Library | | Cn | | Unspecified | Unassigned | Permanent | |
| 200012L5 | Library | | Cn | | Unspecified | Unassigned | Permanent | |
| 200022L5 | Library | | Cn | | Unspecified | Unassigned | Permanent | |

Asterisk (*)

The **Asterisk** is used as a wildcard to allow string matching in multiple positions and variable string lengths.

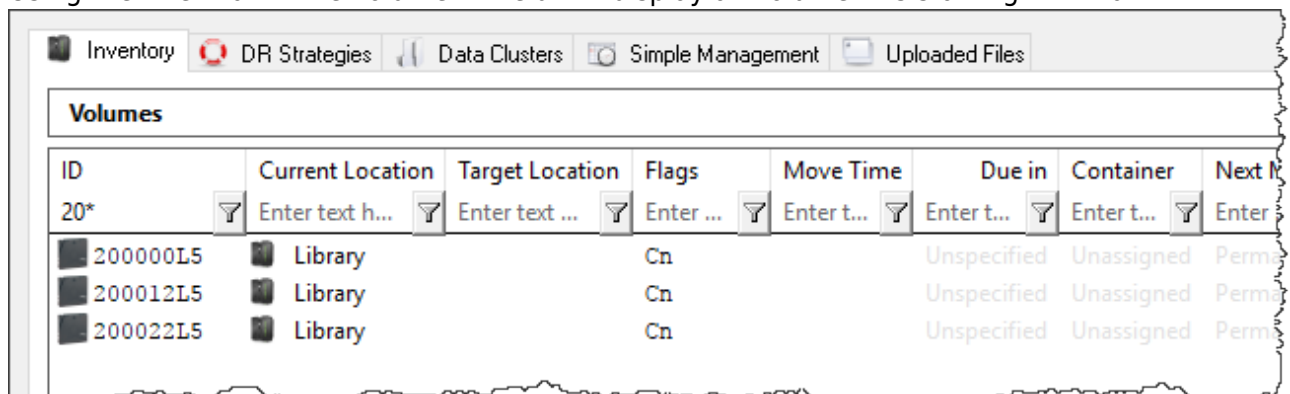
- An **Asterisk** before a set of characters will show all items that end with those characters. Using the filter *L4 in the volume ID field will show all volume ID's ending in L4.



The screenshot shows the 'Volumes' table in the Tapetrack interface. The 'ID' column has a filter of '*L4' applied. The table displays seven rows of volume data, all starting with '1000' in the ID field.

| ID | Current Location | Target Location | Flags | Move Time | Due in | Container | Next M |
|----------|------------------|-----------------|-----------|------------|-------------|------------|--------|
| *L4 | Enter text h... | Enter text ... | Enter ... | Enter t... | Enter t... | Enter t... | Enter |
| 100000L4 | Library | | Cn | | Unspecified | Unassigned | Perma |
| 100001L4 | Library | | Cn | | Unspecified | Unassigned | Perma |
| 100002L4 | Library | | Cn | | Unspecified | Unassigned | Perma |
| 100003L4 | Library | | Cn | | Unspecified | Unassigned | Perma |
| 100004L4 | Library | | Cn | | Unspecified | Unassigned | Perma |
| 100012L4 | Library | | Cn | | Unspecified | Unassigned | Perma |
| 100022L4 | Library | | Cn | | Unspecified | Unassigned | Perma |

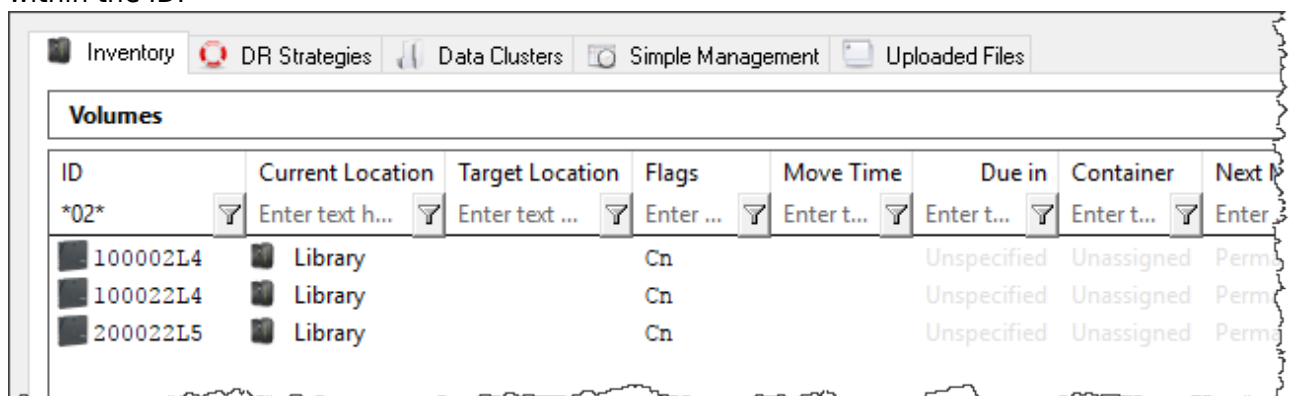
- An **Asterisk** after a set of characters will show all items that begin with those characters. Using the filter 20* in the volume ID field will display all volume ID's starting with 20.



The screenshot shows the 'Volumes' table with the filter '20*' applied to the ID field. Only three rows are displayed, all starting with '2000' in the ID field.

| ID | Current Location | Target Location | Flags | Move Time | Due in | Container | Next M |
|----------|------------------|-----------------|-----------|------------|-------------|------------|--------|
| 20* | Enter text h... | Enter text ... | Enter ... | Enter t... | Enter t... | Enter t... | Enter |
| 200000L5 | Library | | Cn | | Unspecified | Unassigned | Perma |
| 200012L5 | Library | | Cn | | Unspecified | Unassigned | Perma |
| 200022L5 | Library | | Cn | | Unspecified | Unassigned | Perma |

- If used on its own, the **Asterisk** will match everything and will have no effect on volumes displayed.
- Using two **Asterisks**, one on either side of a character or set of characters will show all items containing that character or set of characters at any character position. Using the filter *02* in the volume ID field will display all volume ID's that have 02 anywhere within the ID.



The screenshot shows the 'Volumes' table with the filter '*02*' applied to the ID field. Three rows are displayed, showing volumes with '02' anywhere in their ID.

| ID | Current Location | Target Location | Flags | Move Time | Due in | Container | Next M |
|----------|------------------|-----------------|-----------|------------|-------------|------------|--------|
| *02* | Enter text h... | Enter text ... | Enter ... | Enter t... | Enter t... | Enter t... | Enter |
| 100002L4 | Library | | Cn | | Unspecified | Unassigned | Perma |
| 100022L4 | Library | | Cn | | Unspecified | Unassigned | Perma |
| 200022L5 | Library | | Cn | | Unspecified | Unassigned | Perma |

The Asterisk does not need to be used when entering a full Object-ID or when searching for **Flags** in the [Volume List](#).

InventoryDR StrategiesData ClustersSimple ManagementUploaded Files

Volumes

| ID | Current Location | Target Location | Flags | Move Time | Due in | Container | Next Move |
|----------|------------------|-----------------|-------|------------|-------------|------------|-----------|
| 200000L5 | Enter text h... | Enter text ... | E | Enter t... | Enter t... | Enter t... | Enter |
| 200000L5 | Library | | CEn | | Unspecified | Unassigned | Perm |

Question Mark (?)

The **Question Mark** is used to indicate that any character can exist in a specific character position.

Using the filter ??????L4 in the volume ID field will display all eight character volume ID's ending in L4.

InventoryDR StrategiesData ClustersSimple ManagementUploaded Files

Volumes

| ID | Current Location | Target Location | Flags | Move Time | Due in | Container | Next Move |
|----------|------------------|-----------------|-----------|------------|-------------|------------|-----------|
| ??????L4 | Enter text h... | Enter text ... | Enter ... | Enter t... | Enter t... | Enter t... | Enter ... |
| 100000L4 | Library | | Cn | | Unspecified | Unassigned | Permanent |
| 100001L4 | Library | | CEn | | Unspecified | Unassigned | Permanent |
| 100002L4 | Library | | CEn | | Unspecified | Unassigned | Permanent |
| 100003L4 | Library | | Cn | | Unspecified | Unassigned | Permanent |
| 100004L4 | Library | | Cn | | Unspecified | Unassigned | Permanent |
| 100012L4 | Library | | Cn | | Unspecified | Unassigned | Permanent |
| 100022L4 | Library | | Cn | | Unspecified | Unassigned | Permanent |

Square Brackets ([])

Square Brackets can be used to provide parameters for a specific character position that are longer than one character. There are four different configurations:

Multiple Characters

When multiple characters are put in a **Square Bracket**, any of the characters listed will be displayed at the specified character position.

Using the filter, in the volume ID field, [12]?????L[45] will display all eight character volume ID's that start in either 1 or 2 and end in either L4 or L5.

Range Of Characters

Using the filter, in the volume ID field, [12]?????L[4-7] will display all eight character volume ID's that start in either 1 or 2 and end in either L4, L5, L6 or L7.

InventoryDR StrategiesData ClustersSimple ManagementUploaded Files

Volumes

| ID | Current Location | Target Location | Flags | Move Time | Due in | Container | Next Move | De |
|-------------|------------------|-----------------|-----------|------------|-------------|------------|-----------|----|
| ?????L[1-4] | Enter text h... | Enter text ... | Enter ... | Enter t... | Enter t... | Enter t... | Enter ... | En |
| 100000L4 | Library | | Cn | | Unspecified | Unassigned | Permanent | |
| 100001L4 | Library | | CEn | | Unspecified | Unassigned | Permanent | |
| 100002L4 | Library | | CEn | | Unspecified | Unassigned | Permanent | |
| 100003L4 | Library | | Cn | | Unspecified | Unassigned | Permanent | |
| 100004L4 | Library | | Cn | | Unspecified | Unassigned | Permanent | |
| 100012L4 | Library | | Cn | | Unspecified | Unassigned | Permanent | |
| 100022L4 | Library | | Cn | | Unspecified | Unassigned | Permanent | |

Vertical Bar (|)

When two or more characters are placed between **Square Brackets** and separated by **Vertical Bars**, the **Vertical Bar** will act as the word “OR” displaying any of the characters.

Using the filter, in the volume ID field, ??????L[4|5] will display all eight character volume ID's that end in either L4 **OR** L5.

InventoryDR StrategiesData ClustersSimple ManagementUploaded Files

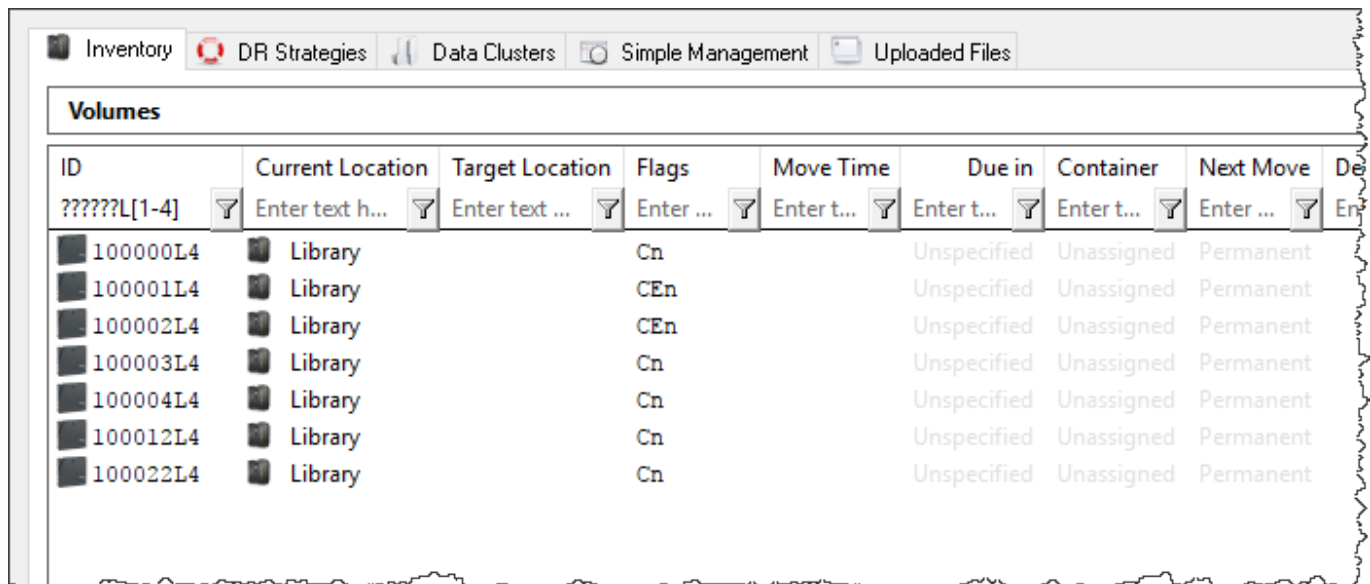
Volumes

| ID | Current Location | Target Location | Flags | Move Time | Due in | Container | Next Move | De |
|-------------|------------------|-----------------|-------|------------|-------------|------------|-----------|----|
| ?????L[4 5] | Enter text h... | Enter text ... | E | Enter t... | Enter t... | Enter t... | Enter ... | En |
| 100001L4 | Library | | CEn | | Unspecified | Unassigned | Permanent | |
| 100002L4 | Library | | CEn | | Unspecified | Unassigned | Permanent | |
| 200000L5 | Library | | CEn | | Unspecified | Unassigned | Permanent | |
| 200012L5 | Library | | CEn | | Unspecified | Unassigned | Permanent | |

Hyphen (-)

When two characters are placed between **Square Brackets** and separated by a **Hyphen**, any character alphanumerically between the two characters inclusive will display.

Using the filter, in the volume ID field, ??????L[1-4] will display all eight character volume ID's that end in L1, L2, L3 **OR** L4.



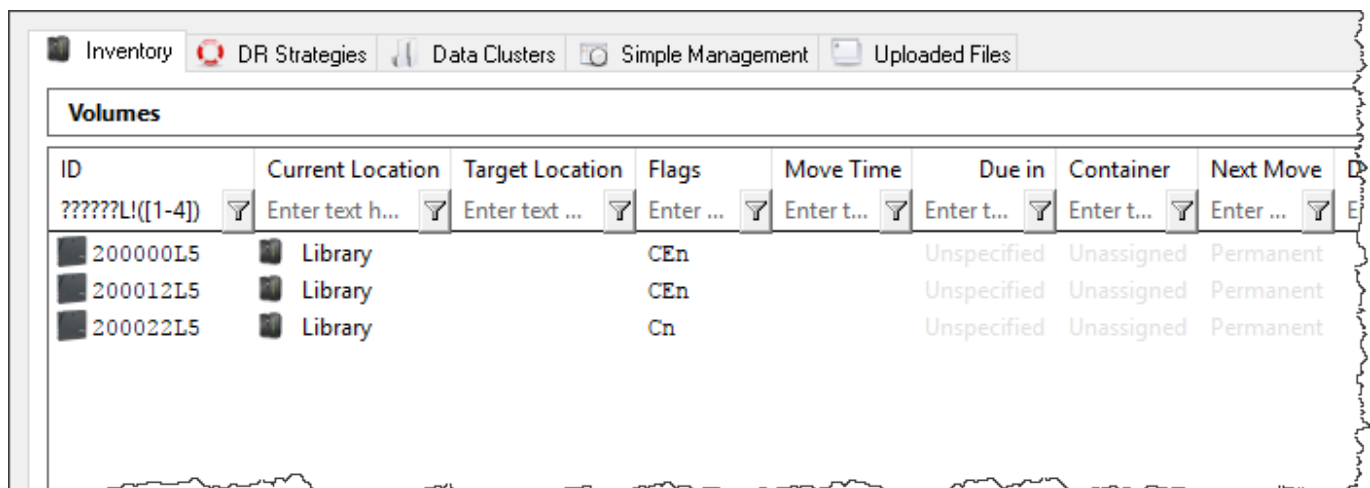
The screenshot shows the TapeTrack interface with the 'Volumes' tab selected. The 'ID' column has a filter string '?????L[1-4]' applied. The table displays 8 rows of volume data, all of which match the filter because their IDs end in 'L4'.

| ID | Current Location | Target Location | Flags | Move Time | Due in | Container | Next Move | De |
|----------|------------------|-----------------|-------|-----------|-------------|------------|-----------|----|
| 100000L4 | Library | | Cn | | Unspecified | Unassigned | Permanent | |
| 100001L4 | Library | | CEn | | Unspecified | Unassigned | Permanent | |
| 100002L4 | Library | | CEn | | Unspecified | Unassigned | Permanent | |
| 100003L4 | Library | | Cn | | Unspecified | Unassigned | Permanent | |
| 100004L4 | Library | | Cn | | Unspecified | Unassigned | Permanent | |
| 100012L4 | Library | | Cn | | Unspecified | Unassigned | Permanent | |
| 100022L4 | Library | | Cn | | Unspecified | Unassigned | Permanent | |

Exclamation Point (!)

When the **Exclamation Point** is placed immediately following the left **Square Bracket** in a set of **Square Brackets**, any character except for the characters listed after the **Exclamation Point** will display. This functionality also works with **Multiple Characters**, **Vertical Bars**, and **Hyphens**.

Using the filter, in the volume ID field, `?????L!([1-4])` will display all eight character volume ID's that start end in anything other than 1, 2, 3 or 4.



The screenshot shows the TapeTrack interface with the 'Volumes' tab selected. The 'ID' column has a filter string '?????L!([1-4])' applied. The table displays 3 rows of volume data, all of which match the filter because their IDs end in 'L5'.

| ID | Current Location | Target Location | Flags | Move Time | Due in | Container | Next Move | D |
|----------|------------------|-----------------|-------|-----------|-------------|------------|-----------|---|
| 200000L5 | Library | | CEn | | Unspecified | Unassigned | Permanent | |
| 200012L5 | Library | | CEn | | Unspecified | Unassigned | Permanent | |
| 200022L5 | Library | | Cn | | Unspecified | Unassigned | Permanent | |

Date Pattern Matching

TapeTrack Date Format

TapeTrack allows you to represent dates both as literal date values and date calculations.

Syntax

- **YYYY-MM-DD**: ISO Date format

- *****: Today
- ***[+-]x**: Today + or - x days
- **M**: The first day of this month
- **m**: The last day of this month
- **Y**: The first day of the year
- **y**: The last day of the year
- **M+-x**: The first day of the month + or - x months
- **M+-x+-y**: The first day of the month + or - x months + or - y days
- **Y+-x**: The first day of the year + or - x months
- **Y+-x+-y**: The first day of the year + or - x years + or - y months
- **Y+-x+-y+-z**: The first day of the year + or - x years + or - y months + or - z days

Examples

| | |
|---------|------------------------------------|
| *-10 | 10 days ago |
| Y | the beginning of this year |
| M-0 | the last day of last month |
| y-1 | the last day of last year |
| Y-1+3-1 | the last day of February last year |

From:
<https://rtfm.tapetrack.com/> - **TapeTrack Documentation**

Permanent link:
https://rtfm.tapetrack.com/general/pattern_matching?rev=1529461313

Last update: **2025/01/21 22:07**

