

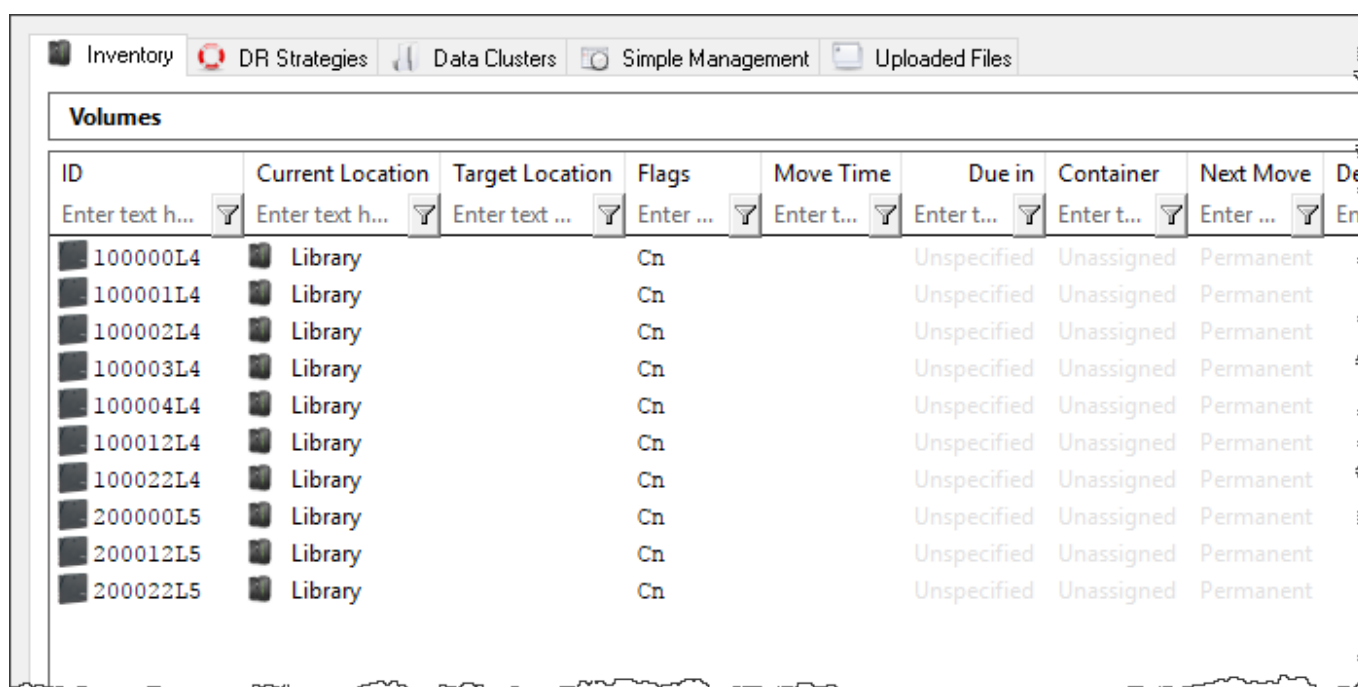
# Pattern matching

TapeTrack has powerful pattern matching functionality that can be utilized globally in [TapeTrack](#) [TapeMaster](#).

## String Pattern Matching

To illustrate the effects of where and how the asterisk wildcard affects search results all examples will be performed against the following volume values.

100000L4, 100001L4, 100002L4, 100003L4, 100004L4, 100012L4, 100022L4, 200000L5, 200012L5, 200022L5

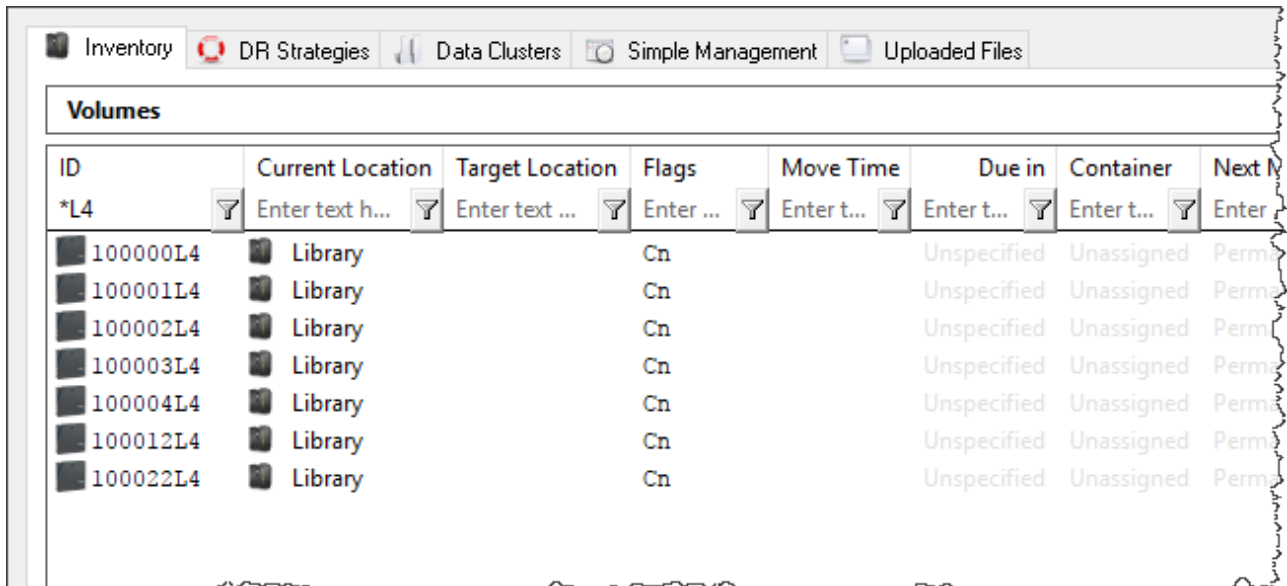


ID	Current Location	Target Location	Flags	Move Time	Due in	Container	Next Move	Date
100000L4	Library		Cn		Unspecified	Unassigned	Permanent	
100001L4	Library		Cn		Unspecified	Unassigned	Permanent	
100002L4	Library		Cn		Unspecified	Unassigned	Permanent	
100003L4	Library		Cn		Unspecified	Unassigned	Permanent	
100004L4	Library		Cn		Unspecified	Unassigned	Permanent	
100012L4	Library		Cn		Unspecified	Unassigned	Permanent	
100022L4	Library		Cn		Unspecified	Unassigned	Permanent	
200000L5	Library		Cn		Unspecified	Unassigned	Permanent	
200012L5	Library		Cn		Unspecified	Unassigned	Permanent	
200022L5	Library		Cn		Unspecified	Unassigned	Permanent	

### Asterisk (\*)

The **Asterisk is used** as a wildcard to allow string matching in multiple positions and variable string lengths.

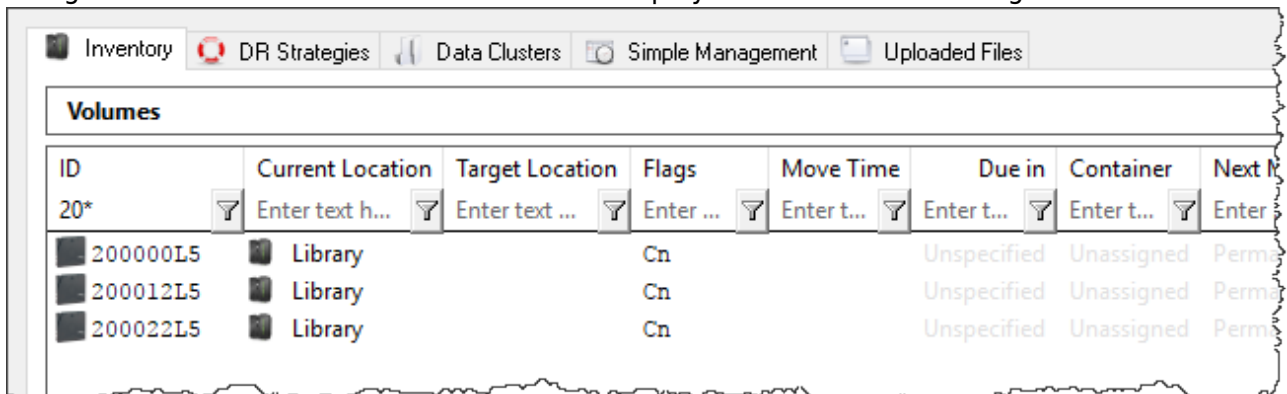
- An **Asterisk** before a set of characters will show all items that end with those characters. Using the filter \*L4 in the Volume-ID field will show all Volume-ID's ending in L4.



The screenshot shows a web interface with a navigation bar containing 'Inventory', 'DR Strategies', 'Data Clusters', 'Simple Management', and 'Uploaded Files'. Below this is a section titled 'Volumes' containing a table with the following columns: ID, Current Location, Target Location, Flags, Move Time, Due in, Container, and Next M. The filter '\*L4' is applied to the ID column. The table displays seven rows of volume data, all starting with '10000'.

ID	Current Location	Target Location	Flags	Move Time	Due in	Container	Next M
*L4	Enter text h...	Enter text ...	Enter ...	Enter t...	Enter t...	Enter t...	Enter
100000L4	Library		Cn		Unspecified	Unassigned	Perma
100001L4	Library		Cn		Unspecified	Unassigned	Perma
100002L4	Library		Cn		Unspecified	Unassigned	Perma
100003L4	Library		Cn		Unspecified	Unassigned	Perma
100004L4	Library		Cn		Unspecified	Unassigned	Perma
100012L4	Library		Cn		Unspecified	Unassigned	Perma
100022L4	Library		Cn		Unspecified	Unassigned	Perma

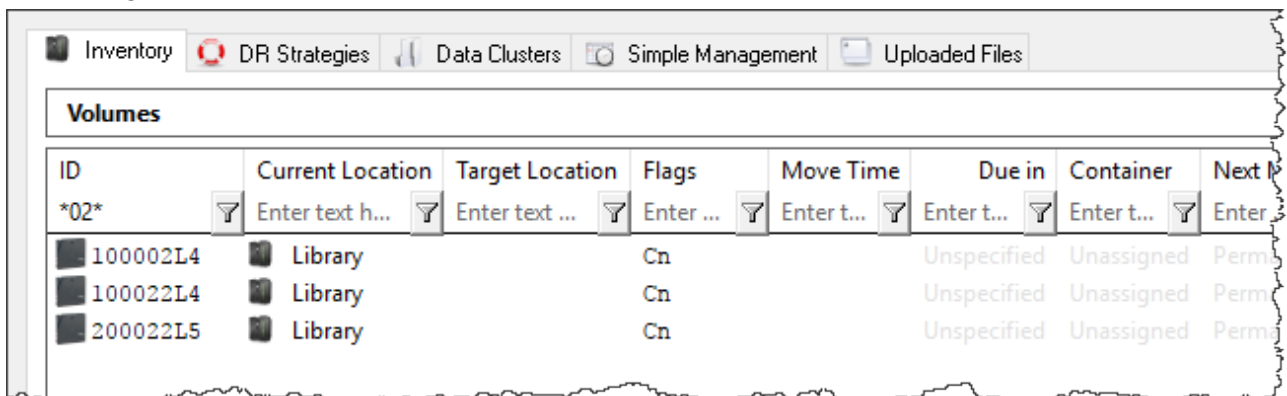
- An **Asterisk** after a set of characters will show all items that begin with those characters. Using the filter 20\* in the Volume-ID field will display all Volume-ID's starting with 20.



The screenshot shows the same web interface as above, but with the filter '20\*' applied to the ID column. The table displays three rows of volume data, all starting with '20000'.

ID	Current Location	Target Location	Flags	Move Time	Due in	Container	Next M
20*	Enter text h...	Enter text ...	Enter ...	Enter t...	Enter t...	Enter t...	Enter
200000L5	Library		Cn		Unspecified	Unassigned	Perma
200012L5	Library		Cn		Unspecified	Unassigned	Perma
200022L5	Library		Cn		Unspecified	Unassigned	Perma

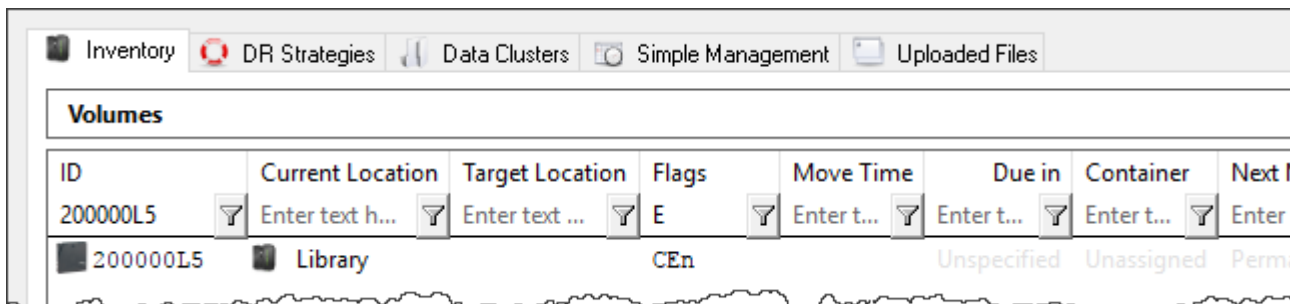
- If used on its own, the **Asterisk** will match everything and will have no effect on volumes displayed.
- Using two **Asterisks**, one on either side of a character or set of characters will show all items containing that character or set of characters at any character position. Using the filter \*02\* in the Volume-ID field will display all Volume-ID's that have 02 anywhere within the ID.



The screenshot shows the same web interface as above, but with the filter '\*02\*' applied to the ID column. The table displays three rows of volume data, showing '02' appearing in various positions within the ID.

ID	Current Location	Target Location	Flags	Move Time	Due in	Container	Next M
*02*	Enter text h...	Enter text ...	Enter ...	Enter t...	Enter t...	Enter t...	Enter
100002L4	Library		Cn		Unspecified	Unassigned	Perma
100022L4	Library		Cn		Unspecified	Unassigned	Perma
200022L5	Library		Cn		Unspecified	Unassigned	Perma

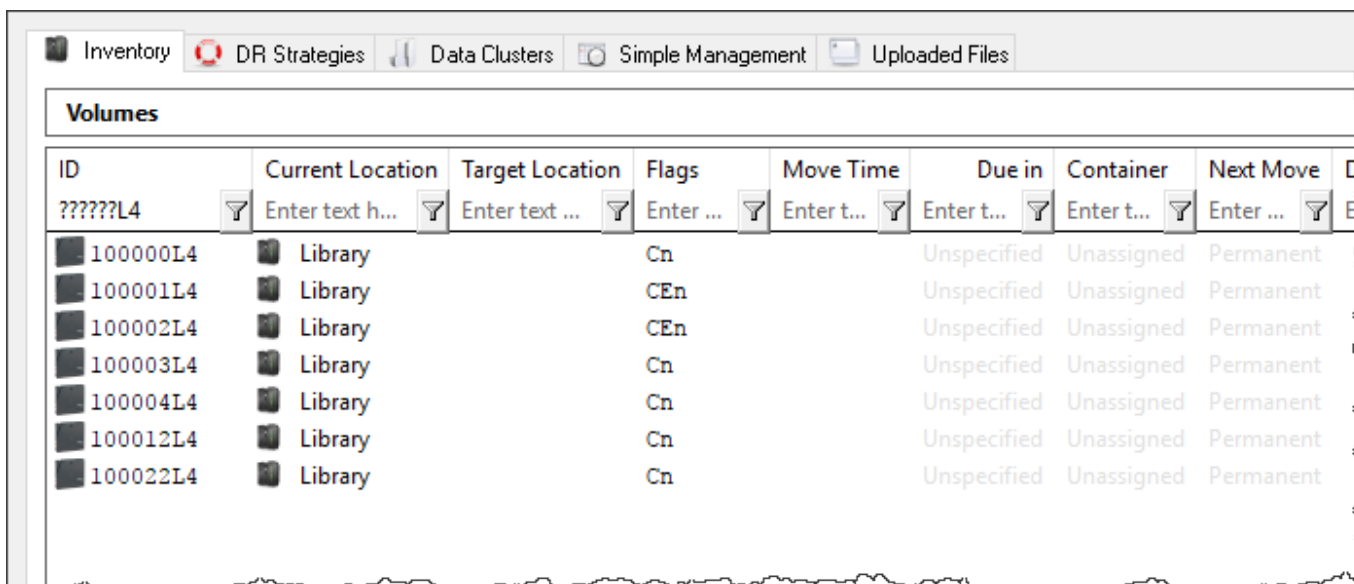
The Asterisk does not need to be used when entering a full Object-ID or when searching for **Flags** in the **Volume List**.



### Question Mark (?)

The **Question Mark** is used to indicate that any character can exist in a specific character position.

Using the filter ??????L4 in the Volume-ID field will display all eight character Volume-ID's ending in L4.



### Square Brackets ([ ])

**Square Brackets** can be used to provide parameters for a specific character position that are longer than one character. There are four different configurations:

#### Multiple Characters

When multiple characters are put in a **Square Bracket**, any of the characters listed will be displayed at the specified character position.

Using the filter, in the Volume-ID field, [12]?????L[45] will display all eight character Volume-ID's that start in either 1 or 2 and end in either L4 or L5.

#### Range Of Characters

Using the filter, in the Volume-ID field, [12]?????L[4-7] will display all eight character Volume-ID's that start in either 1 or 2 and end in either L4, L5, L6 or L7.



The screenshot shows a web interface with a navigation bar containing 'Inventory', 'DR Strategies', 'Data Clusters', 'Simple Management', and 'Uploaded Files'. Below this is a 'Volumes' section with a table. The table has columns: ID, Current Location, Target Location, Flags, Move Time, Due in, Container, Next Move, and Deleted. A filter '?????L[1-4]' is applied to the ID column. The table displays 8 rows of data, all with 'Library' as the current location and 'Cn' as the flag.

ID	Current Location	Target Location	Flags	Move Time	Due in	Container	Next Move	De
?????L[1-4]	Enter text h...	Enter text ...	Enter ...	Enter t...	Enter t...	Enter t...	Enter ...	En
100000L4	Library		Cn		Unspecified	Unassigned	Permanent	
100001L4	Library		CEn		Unspecified	Unassigned	Permanent	
100002L4	Library		CEn		Unspecified	Unassigned	Permanent	
100003L4	Library		Cn		Unspecified	Unassigned	Permanent	
100004L4	Library		Cn		Unspecified	Unassigned	Permanent	
100012L4	Library		Cn		Unspecified	Unassigned	Permanent	
100022L4	Library		Cn		Unspecified	Unassigned	Permanent	

### Vertical Bar (|)

When two or more characters are placed between **Square Brackets** and separated by **Vertical Bars**, the **Vertical Bar** will act as the word "OR" displaying any of the characters.

Using the filter, in the Volume-ID field, ?????L[4|5] will display all eight character Volume-ID's that end in either L4 **OR** L5.



The screenshot shows the same web interface as above, but with a different filter '????L[4|5]' applied to the ID column. The table now displays 4 rows of data, including volumes ending in L4 and L5.

ID	Current Location	Target Location	Flags	Move Time	Due in	Container	Next Move	De
????L[4 5]	Enter text h...	Enter text ...	E	Enter t...	Enter t...	Enter t...	Enter ...	En
100001L4	Library		CEn		Unspecified	Unassigned	Permanent	
100002L4	Library		CEn		Unspecified	Unassigned	Permanent	
200000L5	Library		CEn		Unspecified	Unassigned	Permanent	
200012L5	Library		CEn		Unspecified	Unassigned	Permanent	

### Hyphen (-)

When two characters are placed between **Square Brackets** and separated by a **Hyphen**, any character alphanumerically between the two characters inclusive will display.

Using the filter, in the Volume-ID field, ?????L[1-4] will display all eight character Volume-ID's that end in L1, L2, L3 OR L4.

The screenshot shows the TapeTrack interface with a navigation bar containing 'Inventory', 'DR Strategies', 'Data Clusters', 'Simple Management', and 'Uploaded Files'. Below this is a 'Volumes' section with a table. The table has columns: ID, Current Location, Target Location, Flags, Move Time, Due in, Container, Next Move, and Deleted. A filter is applied to the ID column with the value '?????L[1-4]'. The table displays 8 rows of volume data, all with 'Library' as the current location and 'Permanent' as the next move date.

ID	Current Location	Target Location	Flags	Move Time	Due in	Container	Next Move	Deleted
?????L[1-4]	Enter text h...	Enter text ...	Enter ...	Enter t...	Enter t...	Enter t...	Enter ...	En
100000L4	Library		Cn		Unspecified	Unassigned	Permanent	
100001L4	Library		CEn		Unspecified	Unassigned	Permanent	
100002L4	Library		CEn		Unspecified	Unassigned	Permanent	
100003L4	Library		Cn		Unspecified	Unassigned	Permanent	
100004L4	Library		Cn		Unspecified	Unassigned	Permanent	
100012L4	Library		Cn		Unspecified	Unassigned	Permanent	
100022L4	Library		Cn		Unspecified	Unassigned	Permanent	

### Exclamation Point (!)

When the **Exclamation Point** is placed immediately following the left **Square Bracket** in a set of **Square Brackets**, any character except for the characters listed after the **Exclamation Point** will display. This functionality also works with **Multiple Characters**, **Vertical Bars**, and **Hyphens**.

Using the filter, in the Volume-ID field, `?????L!([1-4])` will display all eight character Volume-ID's that start end in anything other than 1, 2, 3 or 4.

The screenshot shows the TapeTrack interface with a navigation bar containing 'Inventory', 'DR Strategies', 'Data Clusters', 'Simple Management', and 'Uploaded Files'. Below this is a 'Volumes' section with a table. The table has columns: ID, Current Location, Target Location, Flags, Move Time, Due in, Container, Next Move, and Deleted. A filter is applied to the ID column with the value '?????L!([1-4])'. The table displays 3 rows of volume data, all with 'Library' as the current location and 'Permanent' as the next move date.

ID	Current Location	Target Location	Flags	Move Time	Due in	Container	Next Move	Deleted
?????L!([1-4])	Enter text h...	Enter text ...	Enter ...	Enter t...	Enter t...	Enter t...	Enter ...	E
200000L5	Library		CEn		Unspecified	Unassigned	Permanent	
200012L5	Library		CEn		Unspecified	Unassigned	Permanent	
200022L5	Library		Cn		Unspecified	Unassigned	Permanent	

### Date Pattern Matching

TapeTrack Date Format

TapeTrack allows you to represent dates both as literal date values and date calculations.

#### Syntax

- **YYYY-MM-DD**: ISO Date format

- **\***: Today
- **\*[+-]x**: Today + or - x days
- **M**: The first day of this month
- **m**: The last day of this month
- **Y**: The first day of the year
- **y**: The last day of the year
- **M+-x**: The first day of the month + or - x months
- **M+-x+-y**: The first day of the month + or - x months + or - y days
- **Y+-x**: The first day of the year + or - x months
- **Y+-x+-y**: The first day of the year + or - x years + or - y months
- **Y+-x+-y+-z**: The first day of the year + or - x years + or - y months + or - z days

### Examples

*-10	10 days ago
Y	the beginning of this year
M-1	the last day of last month
y-1	the last day of last year
Y-1+3-1	the last day of February last year

From:  
<https://rtfm.tapetrack.com/> - **TapeTrack Documentation**

Permanent link:  
[https://rtfm.tapetrack.com/general/pattern\\_matching?rev=1579741768](https://rtfm.tapetrack.com/general/pattern_matching?rev=1579741768)

Last update: **2025/01/21 22:07**

