

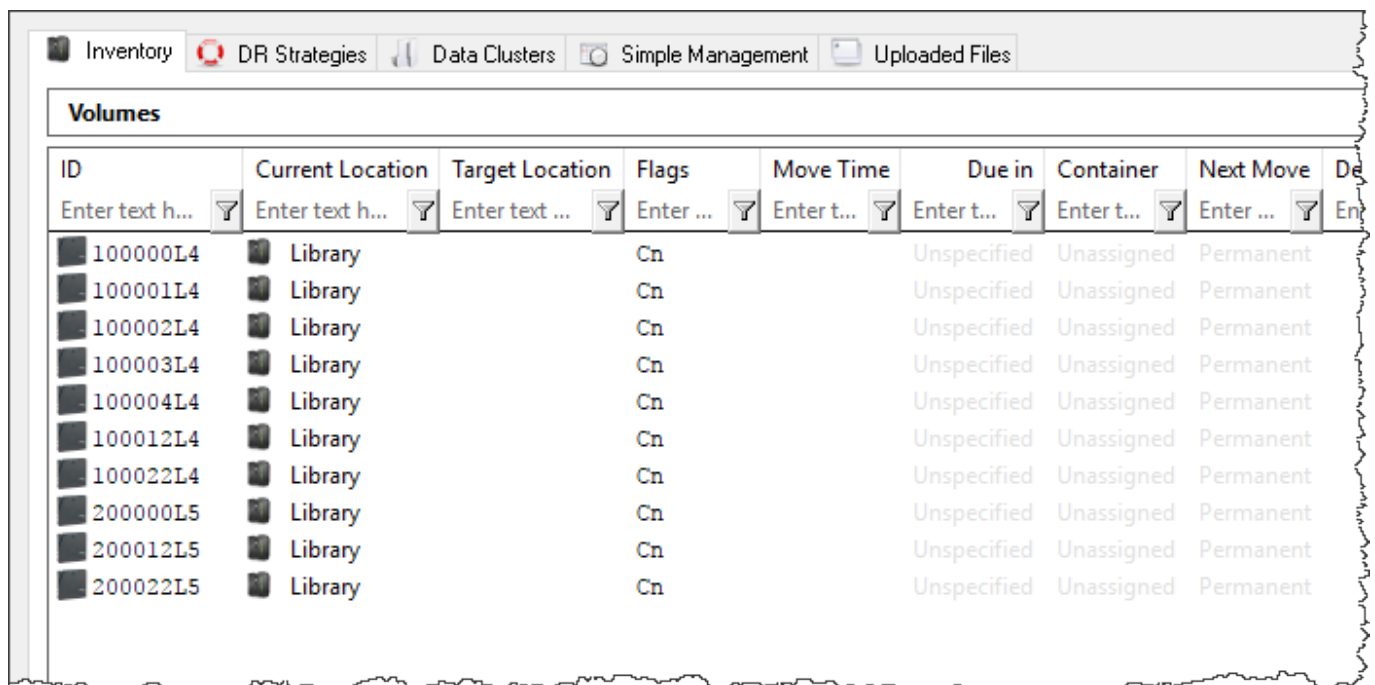
Pattern matching

TapeTrack has powerful pattern matching functionality that can be utilized globally in [TapeTrack](#) [TapeMaster](#).

String Pattern Matching

To illustrate the effects of where and how the asterisk wildcard affects search results all examples will be performed against the following [Volume](#) values.

100000L4, 100001L4, 100002L4, 100003L4, 100004L4, 100012L4, 100022L4, 200000L5, 200012L5, 200022L5



| ID | Current Location | Target Location | Flags | Move Time | Due in | Container | Next Move | Date |
|----------|------------------|-----------------|-------|-----------|-------------|------------|-----------|------|
| 100000L4 | Library | | Cn | | Unspecified | Unassigned | Permanent | |
| 100001L4 | Library | | Cn | | Unspecified | Unassigned | Permanent | |
| 100002L4 | Library | | Cn | | Unspecified | Unassigned | Permanent | |
| 100003L4 | Library | | Cn | | Unspecified | Unassigned | Permanent | |
| 100004L4 | Library | | Cn | | Unspecified | Unassigned | Permanent | |
| 100012L4 | Library | | Cn | | Unspecified | Unassigned | Permanent | |
| 100022L4 | Library | | Cn | | Unspecified | Unassigned | Permanent | |
| 200000L5 | Library | | Cn | | Unspecified | Unassigned | Permanent | |
| 200012L5 | Library | | Cn | | Unspecified | Unassigned | Permanent | |
| 200022L5 | Library | | Cn | | Unspecified | Unassigned | Permanent | |

Asterisk (*)

The **Asterisk is used** as a wildcard to allow string matching in multiple positions and variable string lengths.

- An **Asterisk** before a set of characters will show all items that end with those characters. Using the filter *L4 in the [Volume-ID](#) field will show all [Volume-ID](#)'s ending in L4.



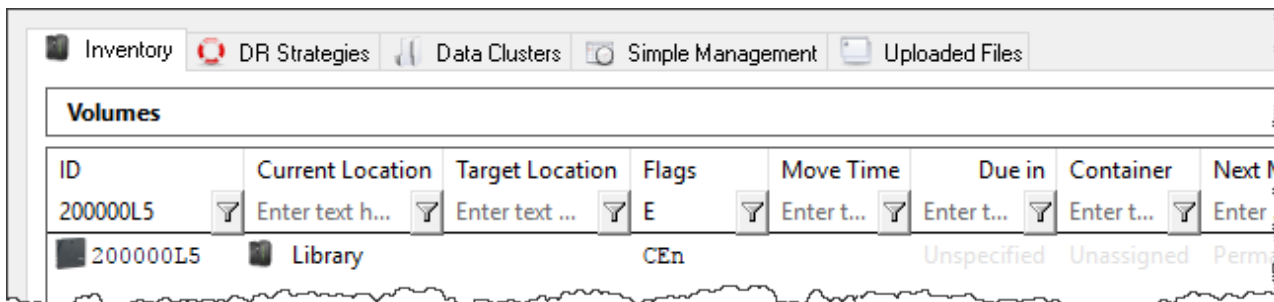
- An **Asterisk** after a set of characters will show all items that begin with those characters. Using the filter 20* in the [Volume-ID](#) field will display all [Volume-ID's](#) starting with 20.



- If used on its own, the **Asterisk** will match everything and, as such, will have no effect on [Volumes](#) displayed.
- Using two **Asterisks**, one on either side of a character or set of characters will show all items containing that character or set of characters at any character position. Using the filter *02* in the [Volume-ID](#) field will display all [Volume-ID's](#) that have 02 anywhere within the ID.



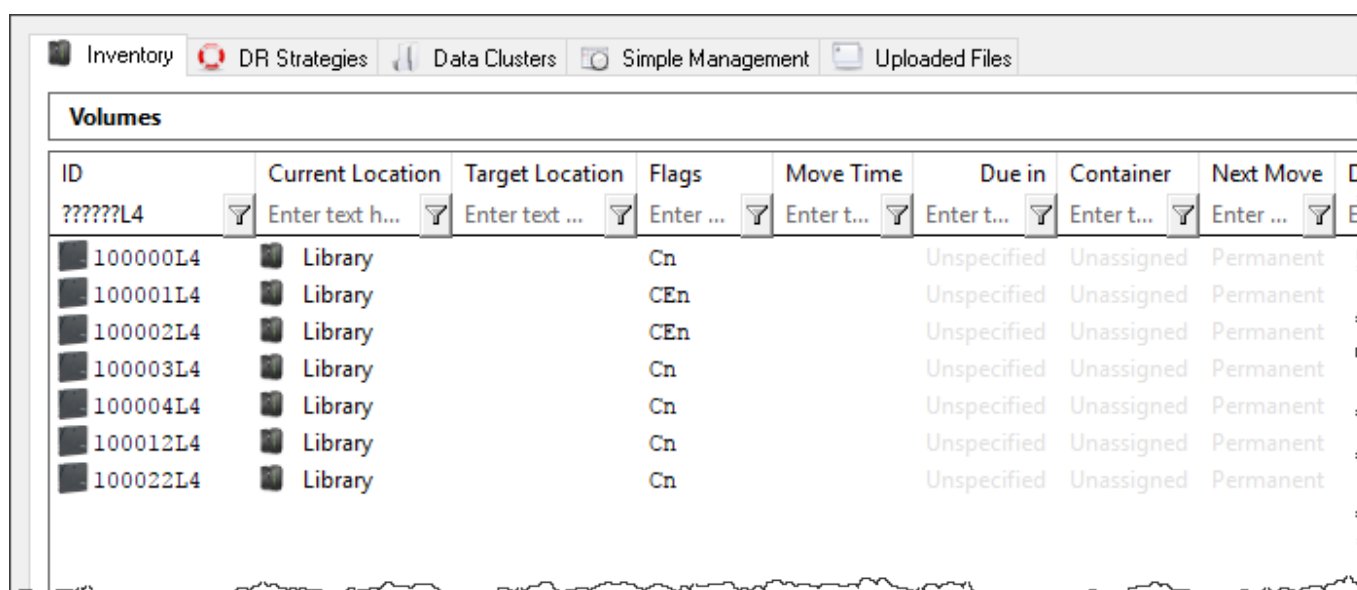
- The Asterisk does not need to be used when entering a full Object-ID or when searching for [Flags](#) in the [Volume List](#).



Question Mark (?)

The **Question Mark** is used to indicate that any character can exist in a specific character position.

Using the filter ?????L4 in the **Volume-ID** field will display all eight character **Volume-ID's** ending in L4.



Square Brackets ([])

Square Brackets can be used to provide parameters for a specific character position that are longer than one character. There are four different configurations:

Multiple Characters

When multiple characters are put in a **Square Bracket**, any of the characters listed will be displayed at the specified character position.

Using the filter, in the **Volume-ID** field, [12]????L[45] will display all eight character **Volume-ID's** that start in either 1 or 2 and end in either L4 or L5.

Range Of Characters

Using the filter, in the **Volume-ID** field, [12]????L[4-7] will display all eight character **Volume-ID's** that start in either 1 or 2 and end in either L4, L5, L6 or L7.

| ID | Current Location | Target Location | Flags | Move Time | Due in | Container | Next Move | De |
|-------------|------------------|-----------------|-----------|------------|-------------|------------|-----------|----|
| ?????L[1-4] | Enter text h... | Enter text ... | Enter ... | Enter t... | Enter t... | Enter t... | Enter ... | En |
| 100000L4 | Library | | Cn | | Unspecified | Unassigned | Permanent | |
| 100001L4 | Library | | CEn | | Unspecified | Unassigned | Permanent | |
| 100002L4 | Library | | CEn | | Unspecified | Unassigned | Permanent | |
| 100003L4 | Library | | Cn | | Unspecified | Unassigned | Permanent | |
| 100004L4 | Library | | Cn | | Unspecified | Unassigned | Permanent | |
| 100012L4 | Library | | Cn | | Unspecified | Unassigned | Permanent | |
| 100022L4 | Library | | Cn | | Unspecified | Unassigned | Permanent | |

Vertical Bar (|)

When two or more characters are placed between **Square Brackets** and separated by **Vertical Bars**, the **Vertical Bar** will act as the word “OR” displaying any of the characters.

Using the filter, in the **Volume-ID** field, `?????L[4|5]` will display all eight character **Volume-ID's** that end in either L4 **OR** L5.

| ID | Current Location | Target Location | Flags | Move Time | Due in | Container | Next Move | De |
|-------------|------------------|-----------------|-----------|------------|-------------|------------|-----------|----|
| ?????L[4 5] | Enter text h... | Enter text ... | Enter ... | Enter t... | Enter t... | Enter t... | Enter ... | En |
| 100001L4 | Library | | CEn | | Unspecified | Unassigned | Permanent | |
| 100002L4 | Library | | CEn | | Unspecified | Unassigned | Permanent | |
| 200000L5 | Library | | CEn | | Unspecified | Unassigned | Permanent | |
| 200012L5 | Library | | CEn | | Unspecified | Unassigned | Permanent | |

Hyphen (-)

When two characters are placed between **Square Brackets** and separated by a **Hyphen**, any character alphanumerically between the two characters inclusive will display.

Using the filter, in the **Volume-ID** field, `?????L[1-4]` will display all eight character **Volume-ID's** that end in L1, L2, L3 OR L4.

The screenshot shows the TapeTrack interface with a navigation bar containing 'Inventory', 'DR Strategies', 'Data Clusters', 'Simple Management', and 'Uploaded Files'. Below this is a 'Volumes' section with a table. The table has columns: ID, Current Location, Target Location, Flags, Move Time, Due in, Container, Next Move, and Deleted. A filter is applied to the ID column with the text '?????L[1-4]'. The table displays 8 rows of volume data, all with 'Library' as the current location and 'Permanent' as the next move.

| ID | Current Location | Target Location | Flags | Move Time | Due in | Container | Next Move | Deleted |
|-------------|------------------|-----------------|-----------|------------|-------------|------------|-----------|---------|
| ?????L[1-4] | Enter text h... | Enter text ... | Enter ... | Enter t... | Enter t... | Enter t... | Enter ... | En |
| 100000L4 | Library | | Cn | | Unspecified | Unassigned | Permanent | |
| 100001L4 | Library | | CEn | | Unspecified | Unassigned | Permanent | |
| 100002L4 | Library | | CEn | | Unspecified | Unassigned | Permanent | |
| 100003L4 | Library | | Cn | | Unspecified | Unassigned | Permanent | |
| 100004L4 | Library | | Cn | | Unspecified | Unassigned | Permanent | |
| 100012L4 | Library | | Cn | | Unspecified | Unassigned | Permanent | |
| 100022L4 | Library | | Cn | | Unspecified | Unassigned | Permanent | |

Exclamation Point (!)

When the **Exclamation Point** is placed immediately following the left **Square Bracket** in a set of **Square Brackets**, any character except for the characters listed after the **Exclamation Point** will display. This functionality also works with **Multiple Characters**, **Vertical Bars**, and **Hyphens**.

Using the filter, in the **Volume-ID** field, `?????L!([1-4])` will display all eight character **Volume-ID's** that start end in anything other than 1, 2, 3 or 4.

The screenshot shows the TapeTrack interface with the same navigation bar. The 'Volumes' section table has a filter applied to the ID column with the text '?????L!([1-4])'. The table displays 3 rows of volume data, all with 'Library' as the current location and 'Permanent' as the next move.

| ID | Current Location | Target Location | Flags | Move Time | Due in | Container | Next Move | Deleted |
|----------------|------------------|-----------------|-----------|------------|-------------|------------|-----------|---------|
| ?????L!([1-4]) | Enter text h... | Enter text ... | Enter ... | Enter t... | Enter t... | Enter t... | Enter ... | E |
| 200000L5 | Library | | CEn | | Unspecified | Unassigned | Permanent | |
| 200012L5 | Library | | CEn | | Unspecified | Unassigned | Permanent | |
| 200022L5 | Library | | Cn | | Unspecified | Unassigned | Permanent | |

Date Pattern Matching

TapeTrack Date Format

TapeTrack allows you to represent dates both as literal date values and date calculations.

Syntax

- **YYYY-MM-DD**: ISO Date format

- *****: Today
- ***[+-]x**: Today + or - x days
- **M**: The first day of this month
- **m**: The last day of this month
- **Y**: The first day of the year
- **y**: The last day of the year
- **M+-x**: The first day of the month + or - x months
- **M+-x+-y**: The first day of the month + or - x months + or - y days
- **Y+-x**: The first day of the year + or - x months
- **Y+-x+-y**: The first day of the year + or - x years + or - y months
- **Y+-x+-y+-z**: The first day of the year + or - x years + or - y months + or - z days

Examples

| | |
|---------|------------------------------------|
| *-10 | 10 days ago |
| Y | the beginning of this year |
| M-1 | the last day of last month |
| y-1 | the last day of last year |
| Y-1+3-1 | the last day of February last year |

From:
<https://rtfm.tapetrack.com/> - **TapeTrack Documentation**

Permanent link:
https://rtfm.tapetrack.com/general/pattern_matching?rev=1579742606

Last update: **2025/01/21 22:07**

