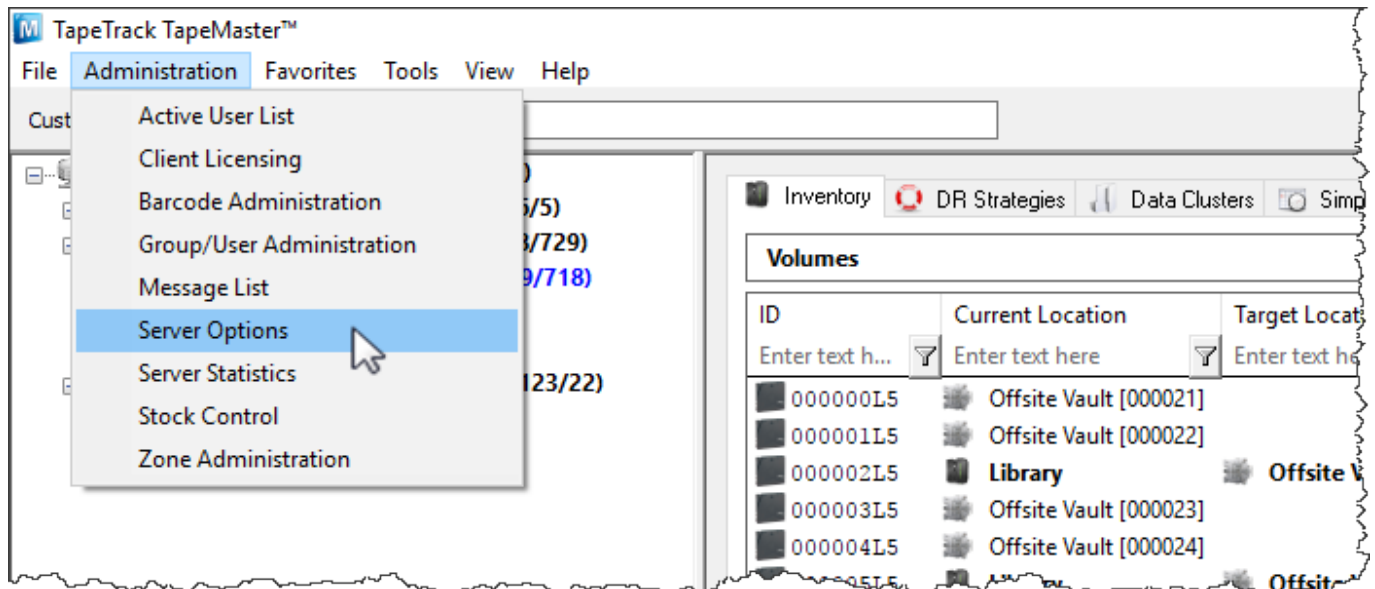


# Server Options

The Server Options allow global settings for Customer, Data Clusters and Simple Management Rules in one location.

To open the Server Options, select Administration → Server Options from the main menu.



## Options

Options tab allows entry for:

- **Extension Characters** or additional characters that can be used in identifiers such as Data Clusters
- **Customer-ID Filter**. Set acceptable **Customer-ID** filters to enforce format rules. e.g. ???? will force all **Customer-ID's** to be exactly four characters long.
- **Friday Weekend**. Setting to true will start the weekend on Friday, false will start the weekend on Saturday.
- **Active Directory Group** that is checked to ensure user can logon. If left empty the group 'TapeTrack Users' will be checked if the user profile enables that option.
- **Volume Stages**. A list of volume stages, delimited by semicolons. e.g. Ordered;Used;Destroyed

Server Information

Options

Public Holidays

Journal Note Types

Attribute List Values

Extension Characters	@_
Customer-ID Filter	????
Friday Weekend	False
Active Group	
Volume Stages	Ordered;Used;Destroyed

Public Holidays

The Public Holidays tab provides an area to set holidays that should be avoided by Simple Management Rules.

To add a holiday right-click and select add and the position for the new entry (before, after or end). This will create a new holiday with a sequential Index number and a description of **"New"**.

Server Information

Options

Public Holidays

Journal Note Types

Attribute List Values

Index	Description
000	** New **

Add

Delete

Properties

>

After

Before

At End

Double-click the Holiday Index Number or right-click the Holiday and select "Properties" to open the Holiday Details window.

Insert the holiday group description and filter. Check Enable to make the rule functional.

Right-click in the lower window and select add to insert a new holiday. Change the description from new and adjust the date. Press enter when information is correct.

Repeat process until all dates needed have been entered and click OK and Save to commit data and exit back to TapeMaster.

Holiday Details






Properties

DescriptionUS Federal Holidays

☒ Enable

Scope

Holiday Group FilterUSA

Seq.	Date	Description
 1	2017-01-02	New Years Day
 2	2017-01-16	Martin Luther King Jr
 3	2017-02-20	Presidents Day
 4	2017-05-29	Memorial Day
 5	7/ 4/2017 ▾	Independence Day

July 2017

Sun	Mon	Tue	Wed	Thu	Fri	Sat
25	26	27	28	29	30	1
2	3	4	5	6	7	8
9	10	11	12	13	14	15
16	17	18	19	20	21	22
23	24	25	26	27	28	29
30	31	1	2	3	4	5

Today: 7/24/2017

OK

Cancel

## Journal Note Types

Journal Note Types are used as part of billing in [TapeTrack Checkpoint](#).

To set Journal Note Types, click in the description field next to an Index number.

Server Information

Options Public Holidays Journal Note Types Attribute List Values

Index	Description	Default
00	No Charge	0
01	Standard Delivery	1
02	Urgent Delivery	2
03		0
04		0
05		0
06		0
07		0
08		0
09		0
10		0
11		0

## Attribute List Values

Attribute Lists allow you to set a defined list of attribute values for a user to select from. This ensures that all attribute values entered against a Volume are limited to supplied list, removing the ability to enter unwanted values or spelling differences (eg Removed or removed) and increasing productivity by removing the need to retype common attribute values.

From:

<https://rtfm.tapetrack.com/> - **TapeTrack Documentation**

Permanent link:

[https://rtfm.tapetrack.com/master/admin\\_serveroptions?rev=1570493881](https://rtfm.tapetrack.com/master/admin_serveroptions?rev=1570493881)

Last update: **2025/01/21 22:07**

