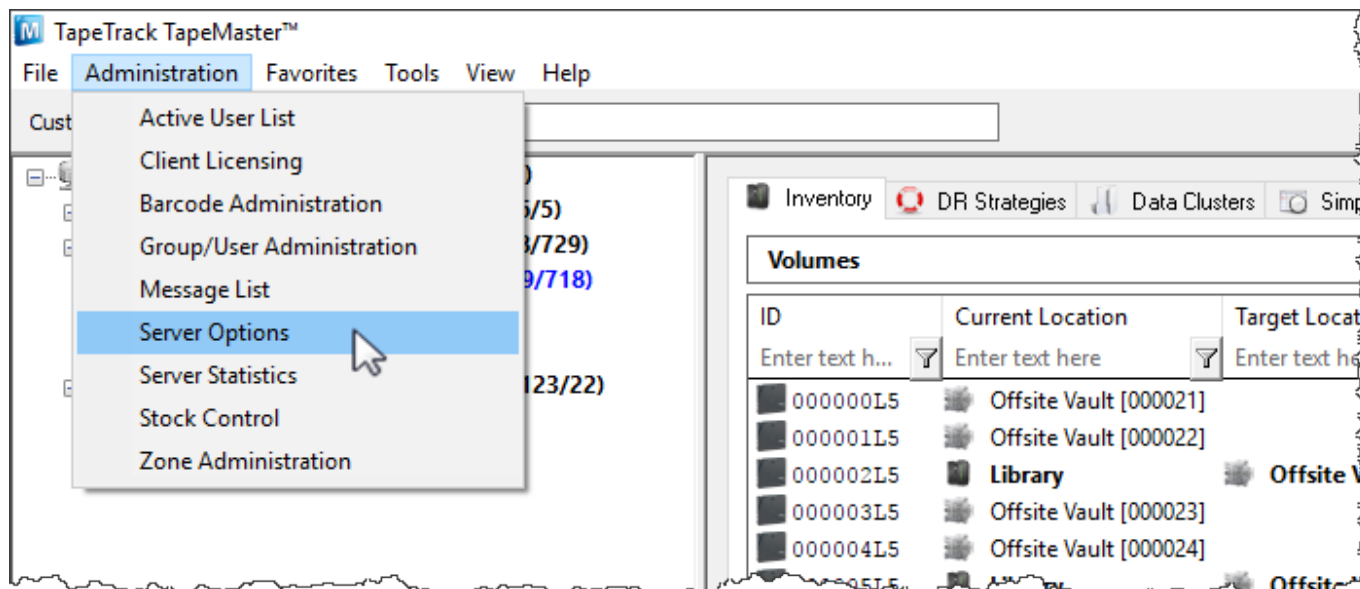


Server Options

The Server Options allow global settings for Customer, Data Clusters and Simple Management Rules in one location.

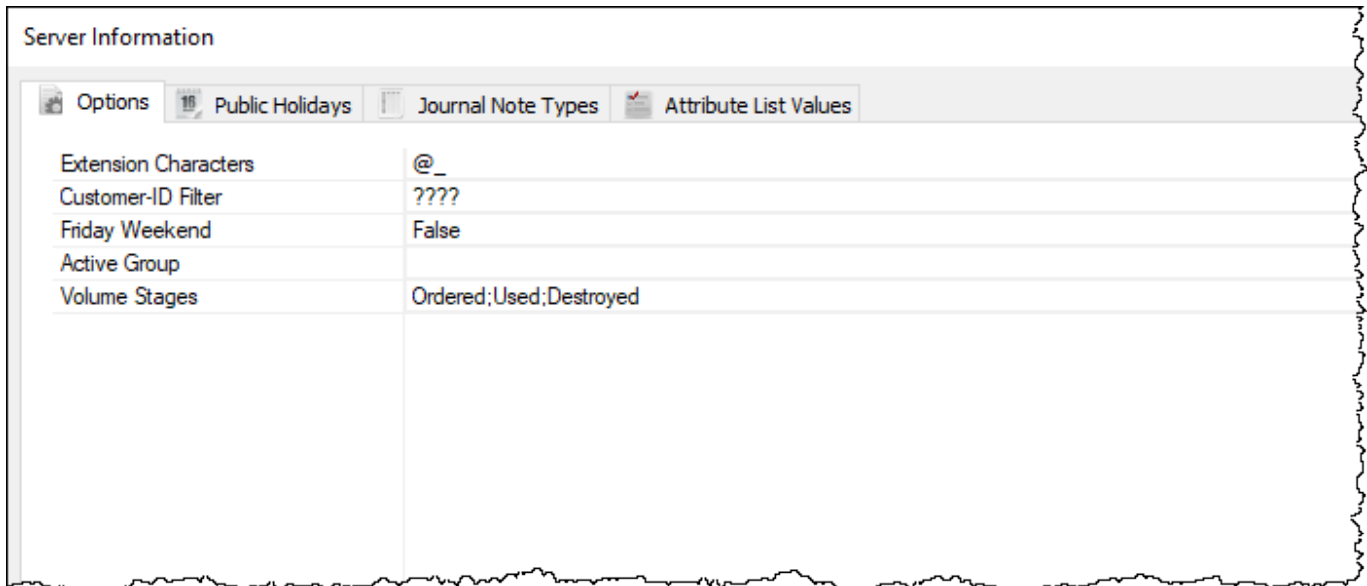
To open the Server Options, select Administration → Server Options from the main menu.



Options

Options tab allows entry for:

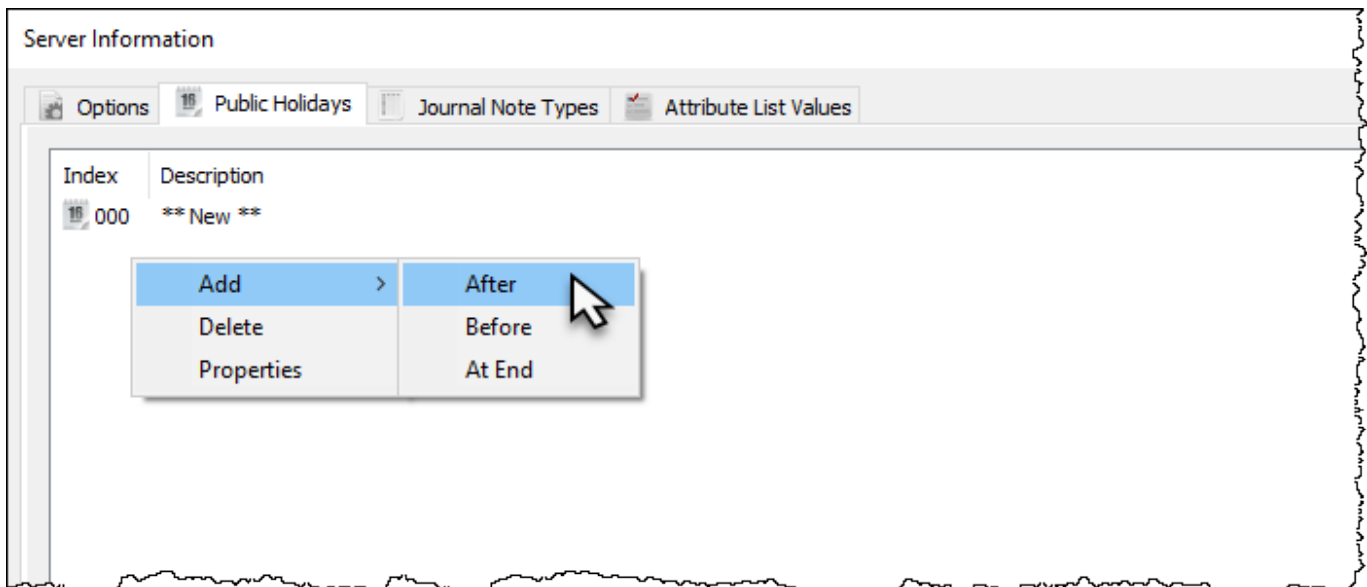
- **Extension** Characters or additional characters that can be used in identifiers such as Data Clusters
- **Customer-ID Filter**. Set acceptable **Customer-ID** filters to enforce format rules. e.g. ????
- **Friday Weekend**. Setting to true will start the weekend on Friday, false will start the weekend on Saturday.
- **Active Directory** Group that is checked to ensure user can logon. If left empty the group 'TapeTrack Users' will be checked if the user profile enables that option.
- **Volume Stages**. A list of volume stages, delimited by semicolons. e.g. Ordered;Used;Destroyed



Public Holidays

The Public Holidays tab provides an area to set holidays that should be avoided by Simple Management Rules.

To add a holiday right-click and select add and the position for the new entry (before, after or end). This will create a new holiday with a sequential Index number and a description of **"New"**.



Double-click the Holiday Index Number or right-click the Holiday and select "Properties" to open the Holiday Details window.

Insert the holiday group description and filter. Check Enable to make the rule functional.

Right-click in the lower window and select add to insert a new holiday. Change the description from new and adjust the date. Press enter when information is correct.

Repeat process until all dates needed have been entered and click OK and Save to commit data and exit back to TapeMaster.

Holiday Details

Properties
Description: US Federal Holidays
 Enable

Scope
Holiday Group Filter: USA

Seq.	Date	Description
1	2017-01-02	New Years Day
2	2017-01-16	Martin Luther King Jr
3	2017-02-20	Presidents Day
4	2017-05-29	Memorial Day
5	7/ 4/2017	Independence Day

July 2017
Sun Mon Tue Wed Thu Fri Sat
25 26 27 28 29 30 1
2 3 4 5 6 7 8
9 10 11 12 13 14 15
16 17 18 19 20 21 22
23 24 25 26 27 28 29
30 31 1 2 3 4 5
Today: 7/24/2017

OK Cancel

Journal Note Types

Journal Note Types are used as part of billing in [TapeTrack Checkpoint](#).

To set Journal Note Types, click in the description field next to an Index number.

Server Information

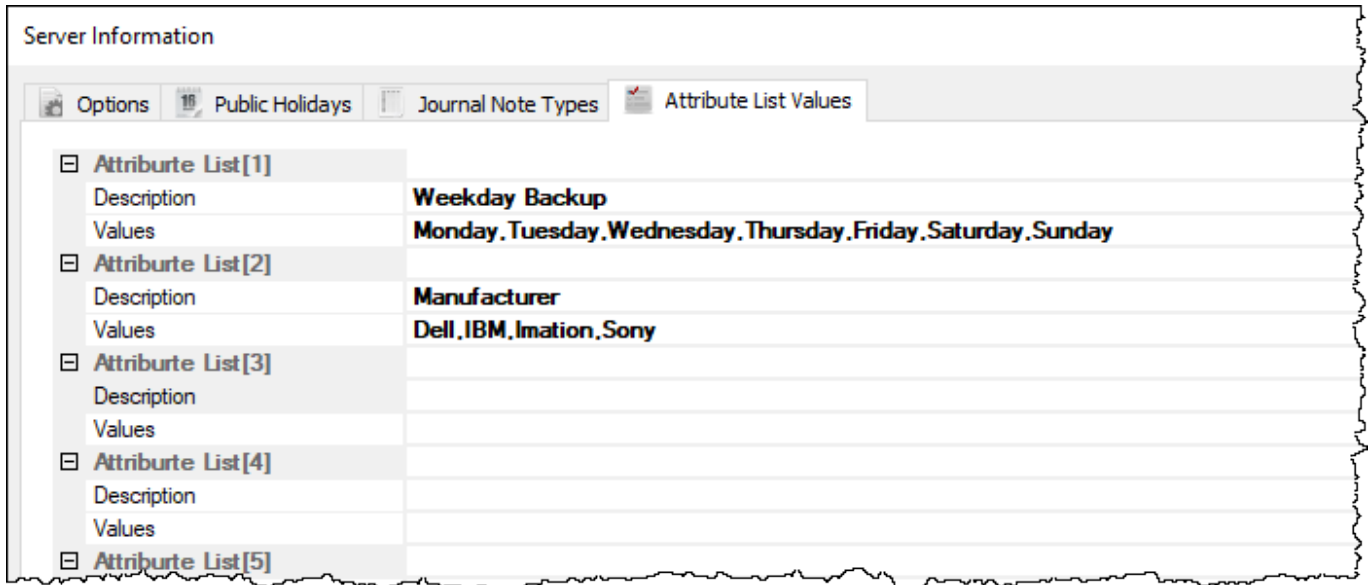
Options Public Holidays **Journal Note Types** Attribute List Values

Index	Description	Default
00	No Charge	0
01	Standard Delivery	1
02	Urgent Delivery	2
03		0
04		0
05		0
06		0
07		0
08		0
09		0
10		0
11		0

Attribute List Values

Attribute Lists allow you to set a defined list of attribute values for a user to select from. This ensures that all attribute values entered against a Volume are limited to supplied list, removing the ability to enter unwanted values or spelling differences (eg Removed or removed) and increasing productivity by removing the need to retype common attribute values.

When setting the values, Description becomes the Extended Attribute Index display name and Values become the values presented in a drop down list used to select the Extended Attribute value to assign to the [Volume](#).



For more detailed information on setting Attribute List Values [Cookbook: Attribute List Values](#)

From:
<https://rtfm.tapetrack.com/> - **TapeTrack Documentation**

Permanent link:
https://rtfm.tapetrack.com/master/admin_serveroptions?rev=1570495714

Last update: **2025/01/21 22:07**

