

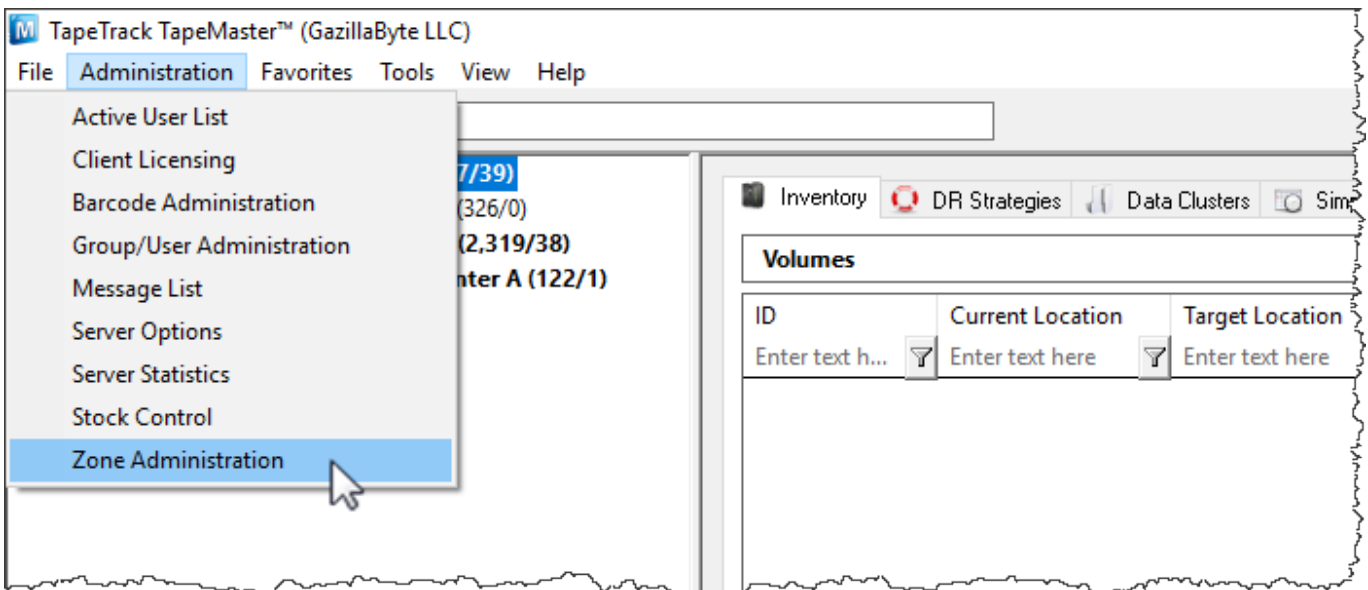
Adding and Maintaining a Zone

A **Zone** is a **TapeTrack Object** which represents a physical storage location.

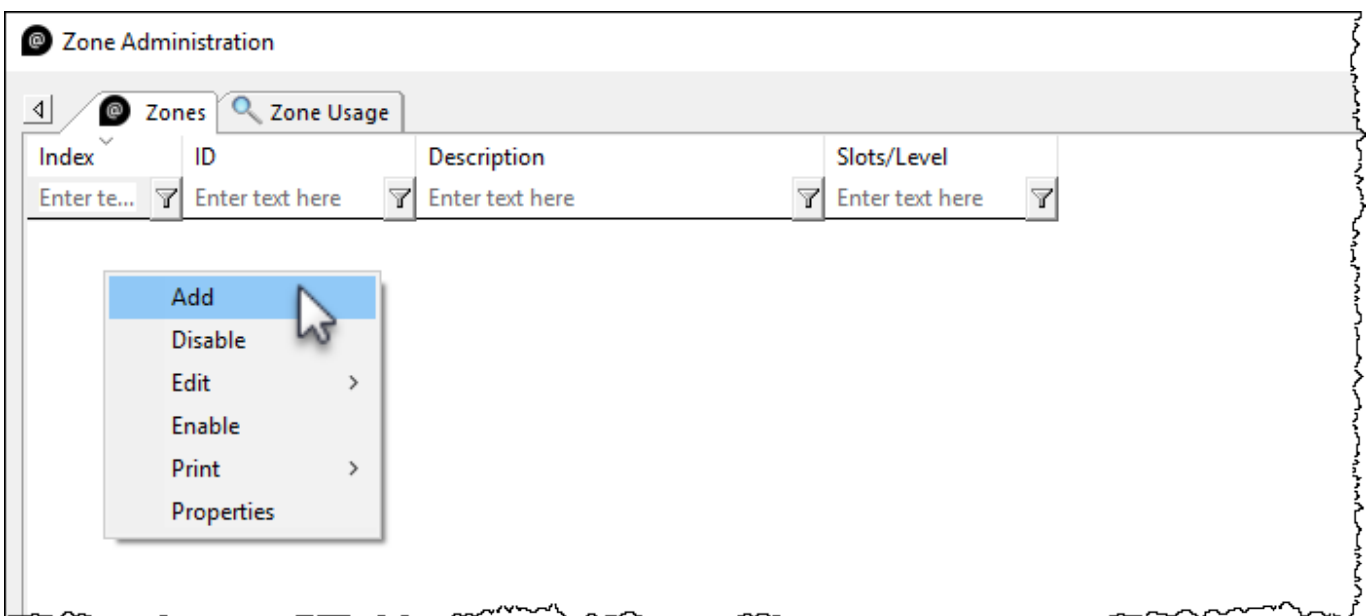
Once created a Zone is then mapped to a **Repository** to track where volumes are allocated to a storage rack and slot number.

Adding a Zone

From the Main Menu, select Administration→Zone Administration.



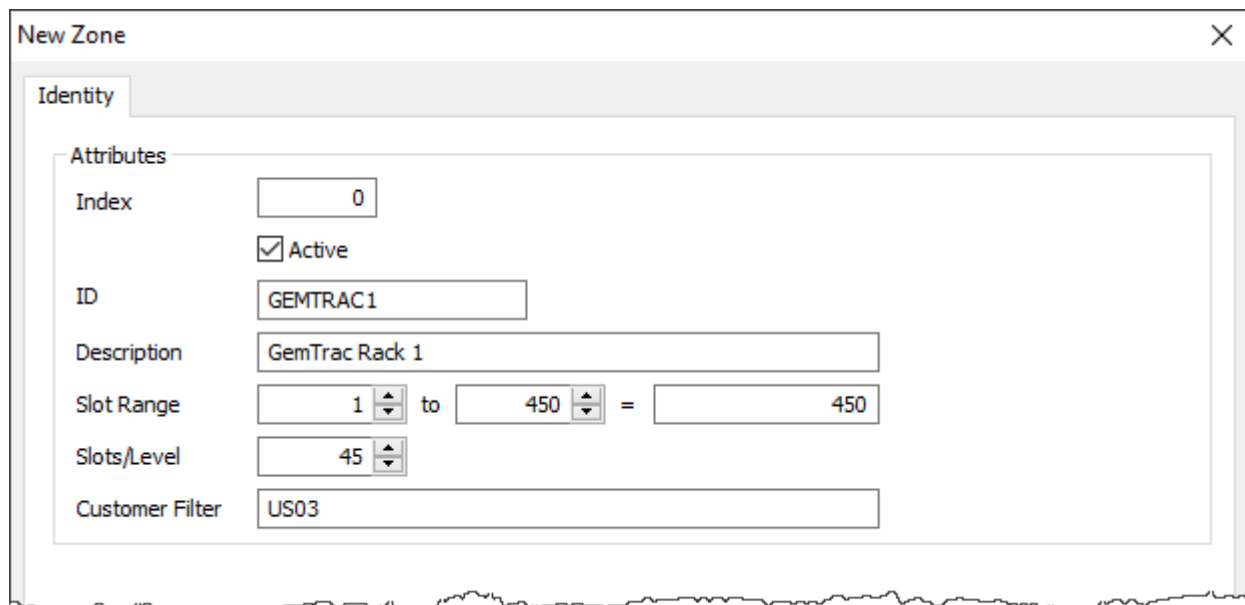
From the Zone Tab, click in the Zone List Window, and then right-click to select Add from the Context Menu.



The Identity Tab

Identity tab the Zone properties:

- **Zone ID** Assignable ID for the Zone (1 to 10 alphanumeric characters).
- **Zone description** Long form description of the Zone (0 to 20 alphanumeric characters).
- **Total number of slots** Total number of slots that the Zone contains.
- **Number of slots per row (optional)** Number of slots in each row of the Zone.
- **Customer filter (optional)** Limits which [Customers](#) will see the specific Zone when assigning Zones to a [Repository](#).



The screenshot shows a 'New Zone' dialog box with an 'Identity' tab. The 'Attributes' section contains the following fields:

- Index: 0
- Active:
- ID: GEMTRAC1
- Description: GemTrac Rack 1
- Slot Range: 1 to 450 = 450
- Slots/Level: 45
- Customer Filter: US03

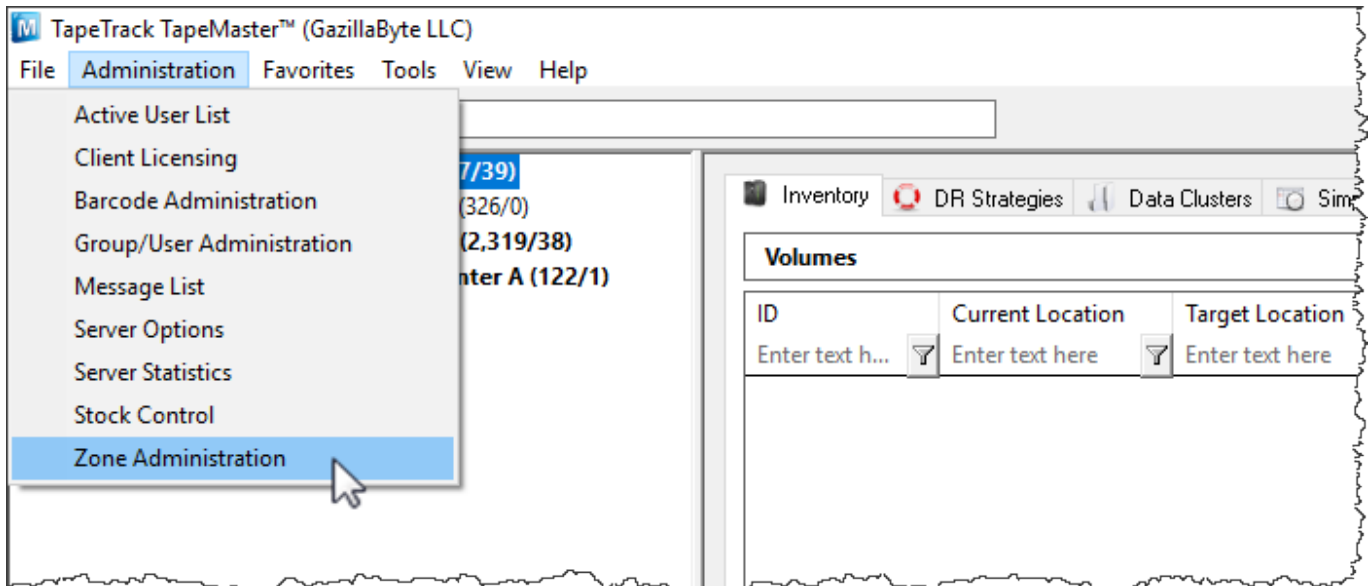
Once all values have been entered click Save.

Associated Instructions

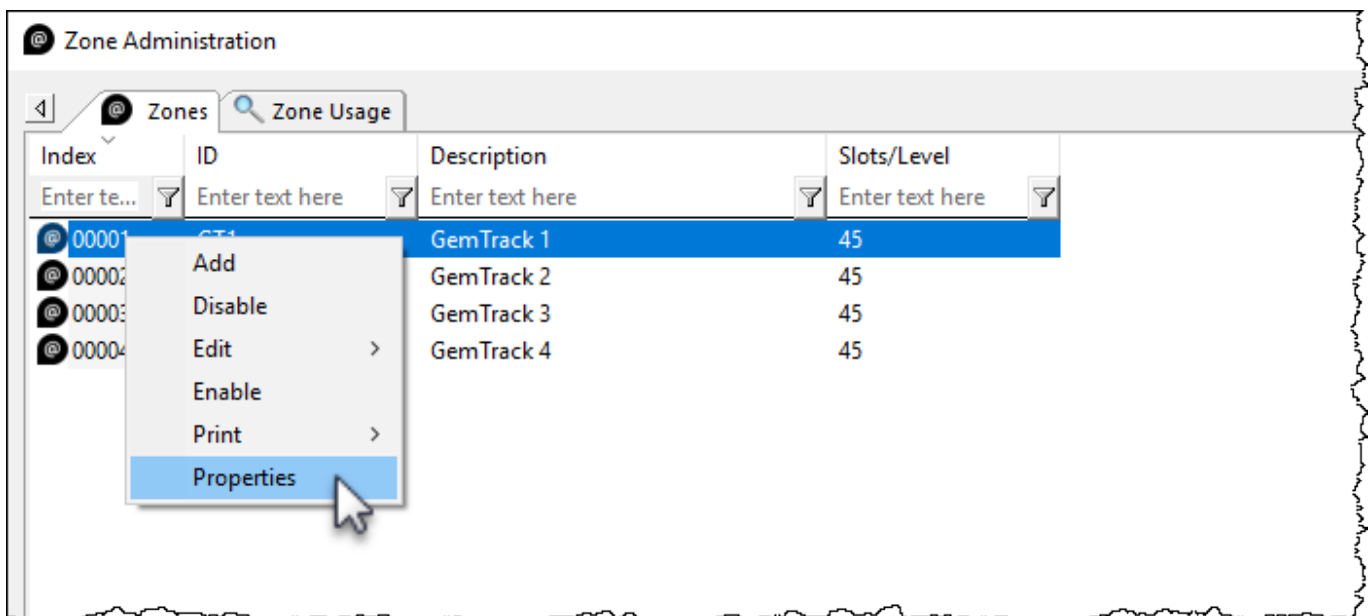
Once created, Zones can be then be [mapped](#) to one or more [Repositories](#).

Maintaining a Zone

From the Main Menu, select Administration→Zone Administration.



From the **Zone Administration** window right-click the required zone and select Properties or double-click the **zone index** number.



Identity

The **Identity** tab in the **Edit Zone** window:

- The **Active** check box allows you to enable or disable the zone.
- Allows you to edit all fields except the **Index** number.
 - Editing the **ID** and **Description** fields will not affect the allocation or usage of the zones, it will only update the displayed names within TapeMaster.
 - Editing the capacity of the zone is not recommended without first understand how zones and slot numbers are related. As zones are mapped to a repository, the slot numbers are allocated sequentially. For example two cabinets with 100 volume capacity - the first cabinet will occupy slots 1 to 100, the second cabinet would occupy slots 101 to 200. If you increase the first cabinets capacity to 150, the second cabinet would now occupy slots 151 to 250. In this scenario a volume in slot 101 would be displayed as being in the

- second cabinet's first slot (it's physical location) but after the increase in capacity of the first cabinet it would be displayed in the first cabinet slot 101.
- Editing the slots per level will affect the display in TapeMaster when viewing the slot allocation by **shelf:slot** and when using products like **CheckPoint** that direct the user to a slot via **zone:shelf:slot**.
 - Editing the **Customer** filter will expand, restrict or remove restrictions on which customers can view/use the zone.
 - Expanding the **Update Statistics** will display:
 - **When**
 - Date: Day, date and offset of zone creation.
 - Time: Time of creation.
 - UTC Offset: UTC time offset of the connecting computer.
 - Time At Source: Local time at connecting computer.
 - Time Zone: Operating time zone of connecting computer.
 - **From**
 - Machine Name
 - Connection Count: Number of times computer has connected to server
 - First Connection: First time computer connected to server.
 - Last Connection: Last time computer connected to server.
 - Interface: TapeTrack product used to connect to server.
 - Operating System: Current operating system of connecting computer.
 - **As**
 - User ID: TapeTrack ID.
 - User Name: TapeTrack user name.

These fields are informational only and cannot be edited.

Edit Zone
✕

@ Identity

Allocations

Usage

☐

Properties

Zone	RackA1
Description	Green Rack
Customer Filter	US02
Active	True

☐

Slots

Starting	1
Ending	600
Slots/Level	20

☐

Update Statistics

☐

When

Date	Tuesday, August 17, 2021 (0 days ago)
Time	15:06:19
UTC Offset	600 minutes
Time at source	Tuesday, August 17, 2021 - 15:06:19
Time Zone	AUS Eastern Standard Time

☐

From

Machine Name	127.0.0.1 (GazillaByte)
--------------	-------------------------

☐

Details

Connection Count	16
First Connection	Monday, August 16, 2021 - 11:01:35
Last Connection	Tuesday, August 17, 2021 - 12:21:51
Interface	TapeTrack TapeMaster
Operating System	Windows

☐

As

User-ID	doco
User Name	doco

Update Statistics

Save

Cancel

Help

Zone Usage

The **Zone Usage** tab displays information about the current usage. This information includes:

- Customer number
- Media type
- Repository mapping
- Start and end slot numbers and total number of slots
- Current utilization of slots including
 - Number of used slots
 - Number of free slots
 - % of used slots

TapeTrack Documentation - <https://rtfm.tapetrack.com/>

Edit Zone ✕

Identity Zone Usage

Customer	Media	Repository	Start	End	Total	Notes	Utilization
Ent... <input type="text"/>	E.. <input type="text"/>	Ente... <input type="text"/>	E. <input type="text"/>	E. <input type="text"/>	E. <input type="text"/>	E.. <input type="text"/>	Enter text here <input type="text"/>
US02	LTO	OFFS	1	450	450		Occupied(15) / Total(450) = 3%. Free(435)

From:
<https://rtfm.tapetrack.com/> - **TapeTrack Documentation**

Permanent link:
https://rtfm.tapetrack.com/master/admin_zone?rev=1510675391

Last update: **2025/01/21 22:07**

