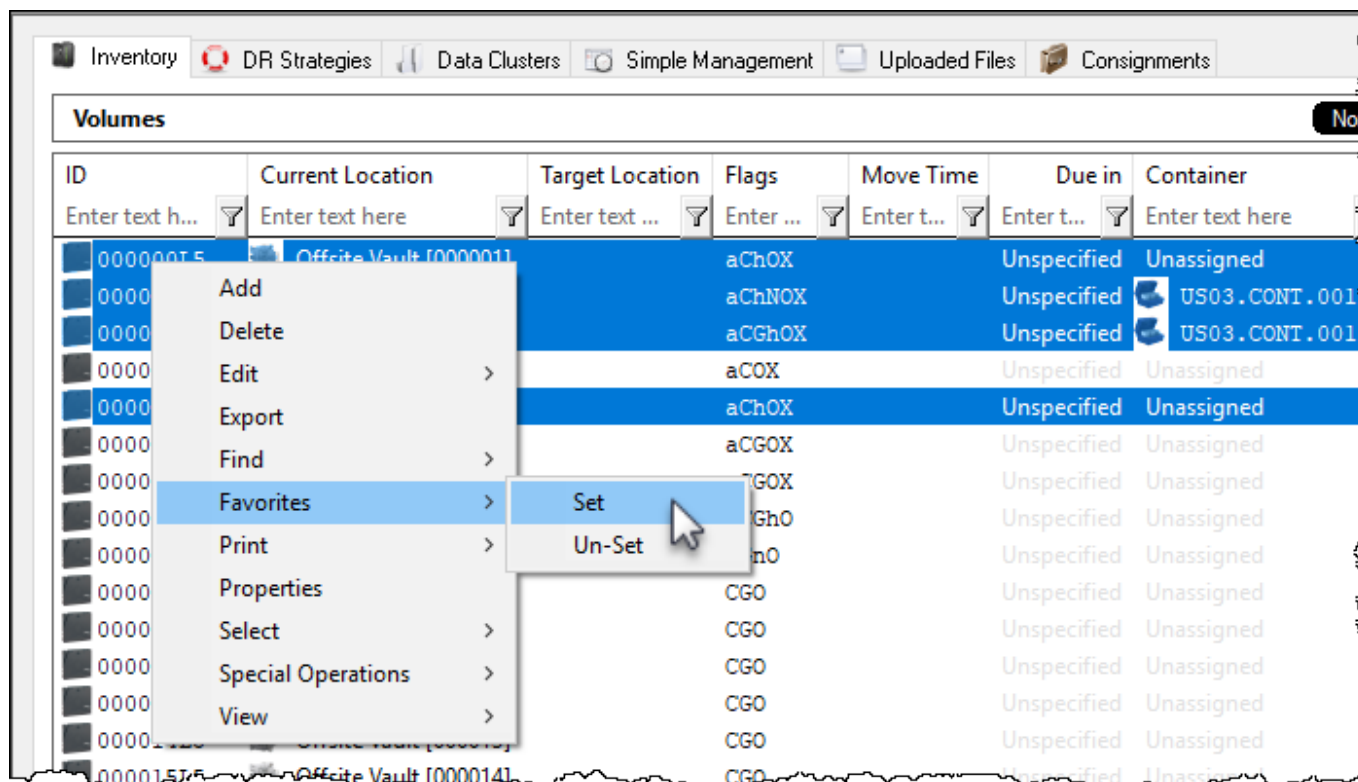


Favorite Flag

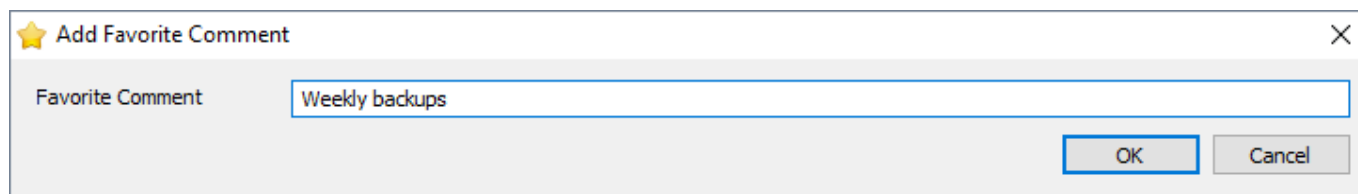
Volumes that need to be referenced on a regular basis, or need to be observed for any specific reason can be marked as a favorite. This allows easy identification and quick filtering from other Volumes.

Adding a Favorite Volume

Select a Volume, or a range of Volumes, to be marked as a favorite. Right-click highlighted Volume/s and select Favorites → Set.



Insert comments describing why the Volumes are being marked as favorites and click OK.

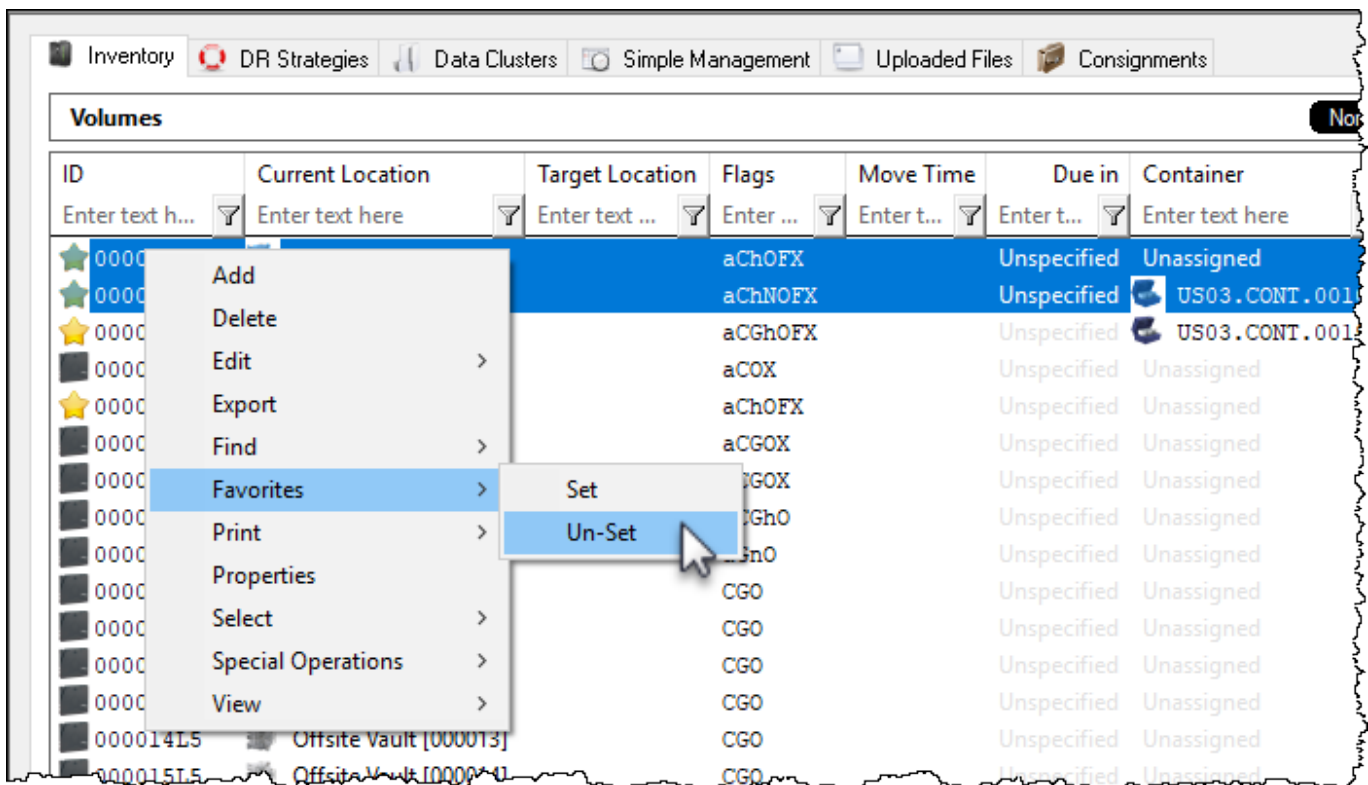


This will add an F flag to the Volume/s and change the icon to a star.

ID	Current Location	Target Location	Flags	Move Time	Due in	Container
000000L5	Offsite Vault [000001]		aChOFX		Unspecified	Unassigned
000001L5	Offsite Vault [000002]		aChNOFX		Unspecified	US03.CONT.001
000002L5	Offsite Vault [000003]		aCGhOFX		Unspecified	US03.CONT.001
000003L5	Offsite Vault [000004]		aCOX		Unspecified	Unassigned
000004L5	Offsite Vault [000005]		aChOFX		Unspecified	Unassigned
000005L5	Offsite Vault [000006]		aCGOX		Unspecified	Unassigned
000006L5	Offsite Vault [000007]		aCGOX		Unspecified	Unassigned

Removing a Favorite Volume

Select a [Volume](#), or a range of [Volumes](#), to be removed as a favorite. Right-click highlighted [Volume/s](#) and select Favorites → Un-Set.



This will remove the F [flag](#) from the [Volume/s](#) and change the icon from a star to its original icon, either a [Volume](#) or Container.

ID	Current Location	Target Location	Flags	Move Time	Due in	Container
000000L5	Offsite Vault [000001]		aChOX		Unspecified	Unassigned
000001L5	Offsite Vault [000002]		aChNOX		Unspecified	US03.CONT.001
★ 000002L5	Offsite Vault [000003]		aCGhOFX		Unspecified	US03.CONT.001
000003L5	Offsite Vault [000004]		aCOX		Unspecified	Unassigned
★ 000004L5	Offsite Vault [000005]		aChOFX		Unspecified	Unassigned
000005L5	Offsite Vault [000006]		aCGOX		Unspecified	Unassigned
000006L5	Offsite Vault [000007]		aCGOX		Unspecified	Unassigned

Filtering Favorites

Adding an F in the **Flags** filter field will display any **Volume** marked as Favorite.

Pressing Ctrl+F will clear all filters and refresh the **Volume** display.

Listing Favorites

From the Main Menu, click Favorites > List.

From the Favorite list window you can right click any **Volume** and select Remove to unset the favorite **Flag** or click Ctrl+E to open the export to file selection to export the inventory information of the selected **Volumes**.


Sample export:

```

System: TapeTrack
Report Description: Volume List
Report Notes: New York Data Center - LTO Cartridge
Production Time: Tuesday, October 25, 2022 - 11:37:05 (AUS Eastern Daylight Time)
Report Width: 103 bytes

ID          Current Location Target Location Flags Move Time Due in
Container  Next Move Description
-----
000100L4 Library          CnF          Unspecified
Unassigned Permanent
000099L4 Library          CnF          Unspecified
Unassigned Permanent
000098L4 Library          CnF          Unspecified
Unassigned Permanent
000097L4 Library          CnF          Unspecified
Unassigned Permanent

```



From:
<https://rtfm.tapetrack.com/> - **TapeTrack Documentation**

Permanent link:
https://rtfm.tapetrack.com/master/favorites_list

Last update: **2025/01/21 22:07**

