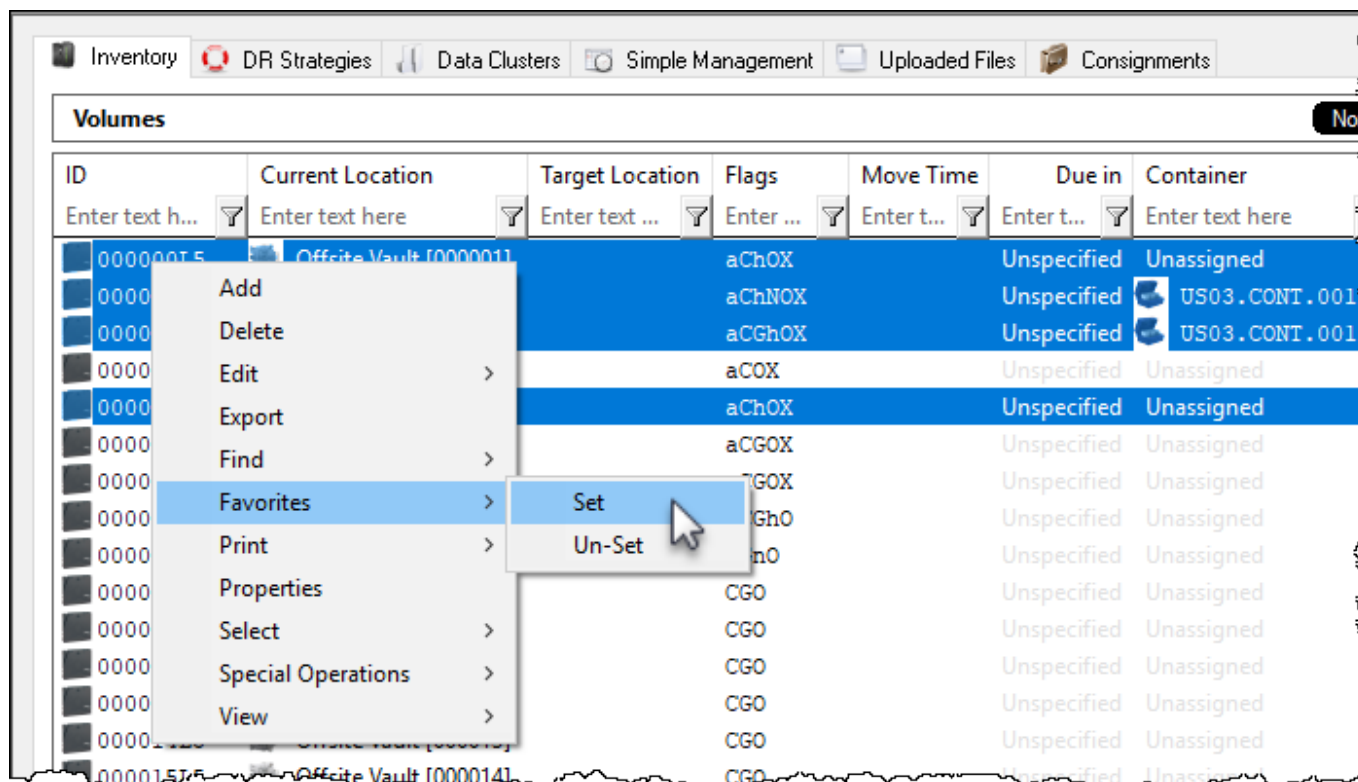


Favorite Flag

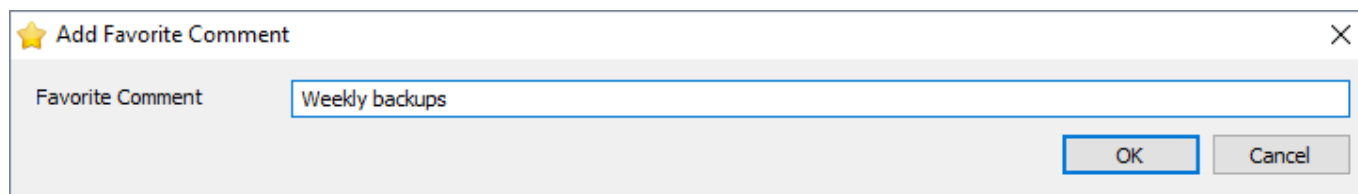
Volumes that need to be referenced on a regular basis, or need to be observed for any specific reason can be marked as a favorite. This allows easy identification and quick filtering from other volumes.

Adding a Favorite Volume

Select a volume, or a range of volumes, to be marked as a favorite. Right-click highlighted volume/s and select Favorites → Set.



Insert comments describing why the volumes are being marked as favorites and click OK.

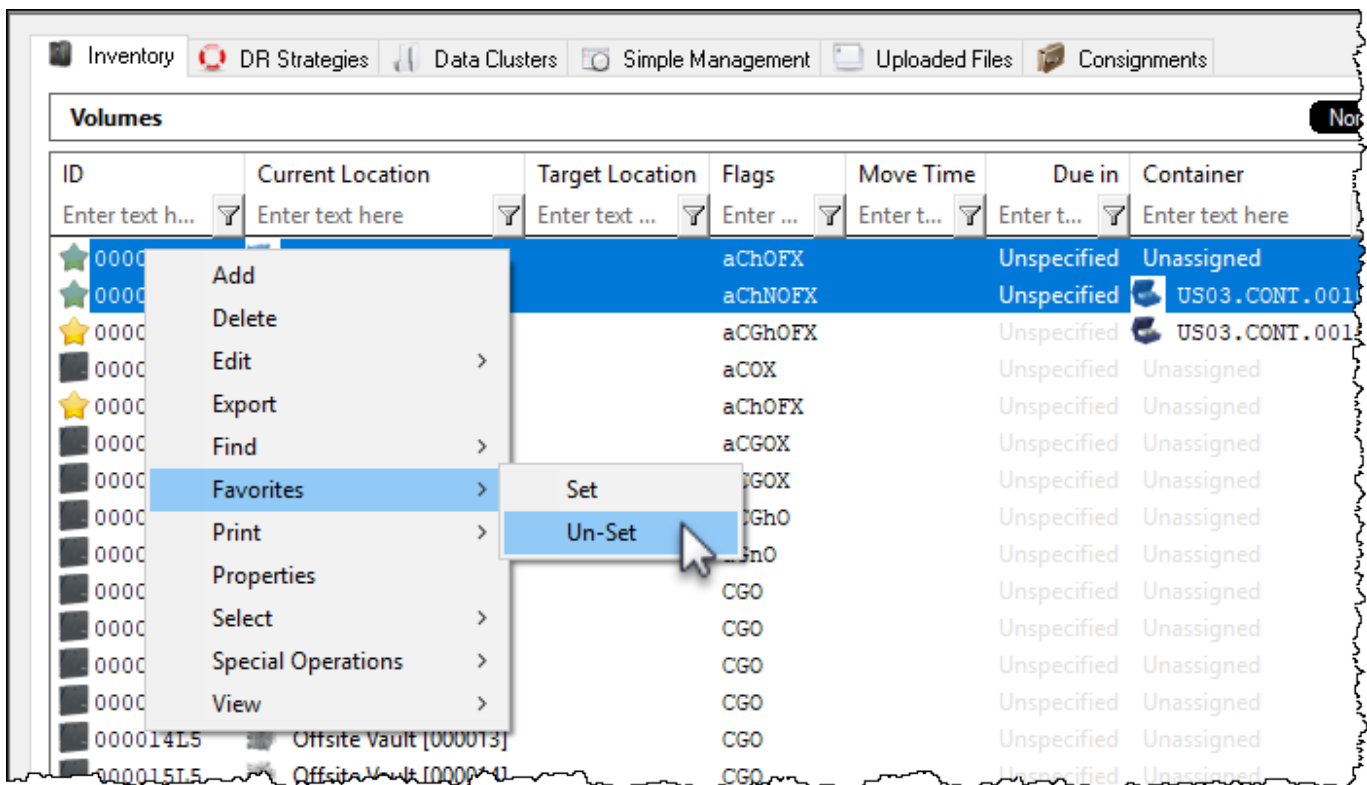


This will add an F flag to the volume/s and change the icon to a star.

ID	Current Location	Target Location	Flags	Move Time	Due in	Container
★ 000000L5	Offsite Vault [000001]		aChOFX		Unspecified	Unassigned
★ 000001L5	Offsite Vault [000002]		aChNOFX		Unspecified	US03.CONT.001
★ 000002L5	Offsite Vault [000003]		aCGhOFX		Unspecified	US03.CONT.001
000003L5	Offsite Vault [000004]		aCOX		Unspecified	Unassigned
★ 000004L5	Offsite Vault [000005]		aChOFX		Unspecified	Unassigned
000005L5	Offsite Vault [000006]		aCGOX		Unspecified	Unassigned
000006L5	Offsite Vault [000007]		aCGOX		Unspecified	Unassigned

Removing a Favorite Volume

Select a volume, or a range of volumes, to be removed as a favorite. Right-click highlighted volume/s and select Favorites → Un-Set.



This will remove the F flag from the volume/s and change the icon from a star to its original icon, either a volume or Container.

ID	Current Location	Target Location	Flags	Move Time	Due in	Container
000000L5	Offsite Vault [000001]		aChOX		Unspecified	Unassigned
000001L5	Offsite Vault [000002]		aChNOX		Unspecified	US03.CONT.001
★ 000002L5	Offsite Vault [000003]		aCGhOFX		Unspecified	US03.CONT.001
000003L5	Offsite Vault [000004]		aCOX		Unspecified	Unassigned
★ 000004L5	Offsite Vault [000005]		aChOFX		Unspecified	Unassigned
000005L5	Offsite Vault [000006]		aCGOX		Unspecified	Unassigned
000006L5	Offsite Vault [000007]		aCGOX		Unspecified	Unassigned

Filtering Favorites

Adding an F in the Flags filter field will display any Volumes marked as Favorite.

Pressing Ctrl+F will clear all filters and refresh the Volume display.

Listing Favorites

From the Main Menu, click Favorites > List.

From the Favorite list window you can right click any Volume and select Remove to unset the favorite flag or click Ctrl+E to open the export to file selection the inventory information of the Volumes.

```

System: TapeTrack
Report Description: Volume List
Report Notes: New York Data Center - LTO Cartridge
Production Time: Tuesday, October 25, 2022 - 11:37:05 (AUS Eastern Daylight Time)
Report Width: 103 bytes

ID      Current Location Target Location Flags Move Time Due in
Container Next Move Description
-----
000100L4 Library          CnF          Unspecified
Unassigned Permanent
000099L4 Library          CnF          Unspecified
Unassigned Permanent
000098L4 Library          CnF          Unspecified
Unassigned Permanent
000097L4 Library          CnF          Unspecified
Unassigned Permanent
-----

```

From:
<https://rtfm.tapetrack.com/> - **TapeTrack Documentation**

Permanent link:
https://rtfm.tapetrack.com/master/favorites_list?rev=1666658327

Last update: **2025/01/21 22:07**

