

# Permanent License

A permanent license key will allow you to operate the TapeTrack software without restriction until the expiry date associated with your license occurs.

Permanent license/s to TapeTrack are restricted to those who have a written End User License Agreement (EULA) with GazillaByte.



It might take a few hours to get a new permanent license. If you need a license quickly, please follow the Temporary License Instructions.

## Obtaining Or Extending A Permanent License



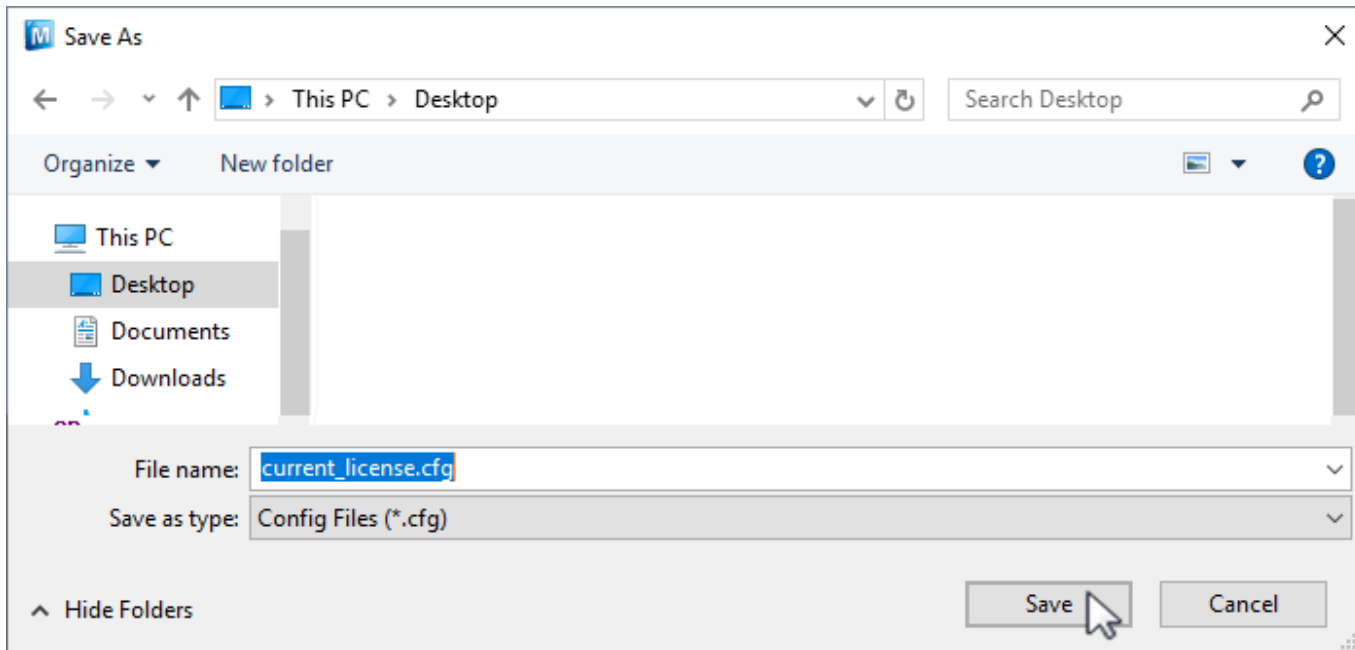
If you are upgrading from a free license directly to a permanent license follow the instructions in the [trial license](#) section, making sure you enter the correct expiry date and not a 90 day expiry date.

If extending the expiry date on an already permanent license or upgrading from a 90 day license:

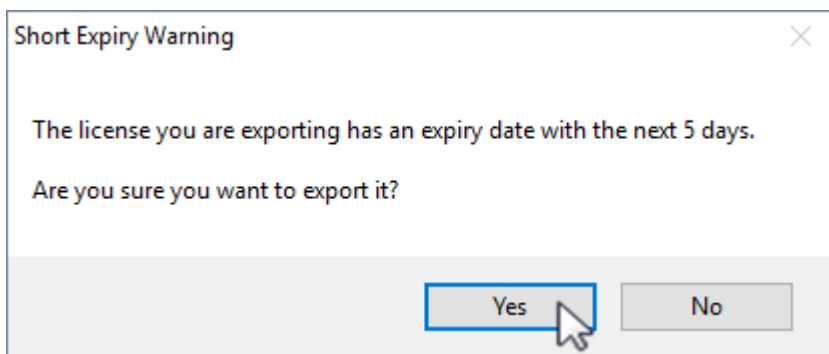
Open TapeTrack TapeMaster and login with the user name **tapemaster** (case sensitive) and leave password blank (or use your current tapemaster password if it has been changed) or current user with tapemaster rights.

From the menu click Help → Framework Server Licensing

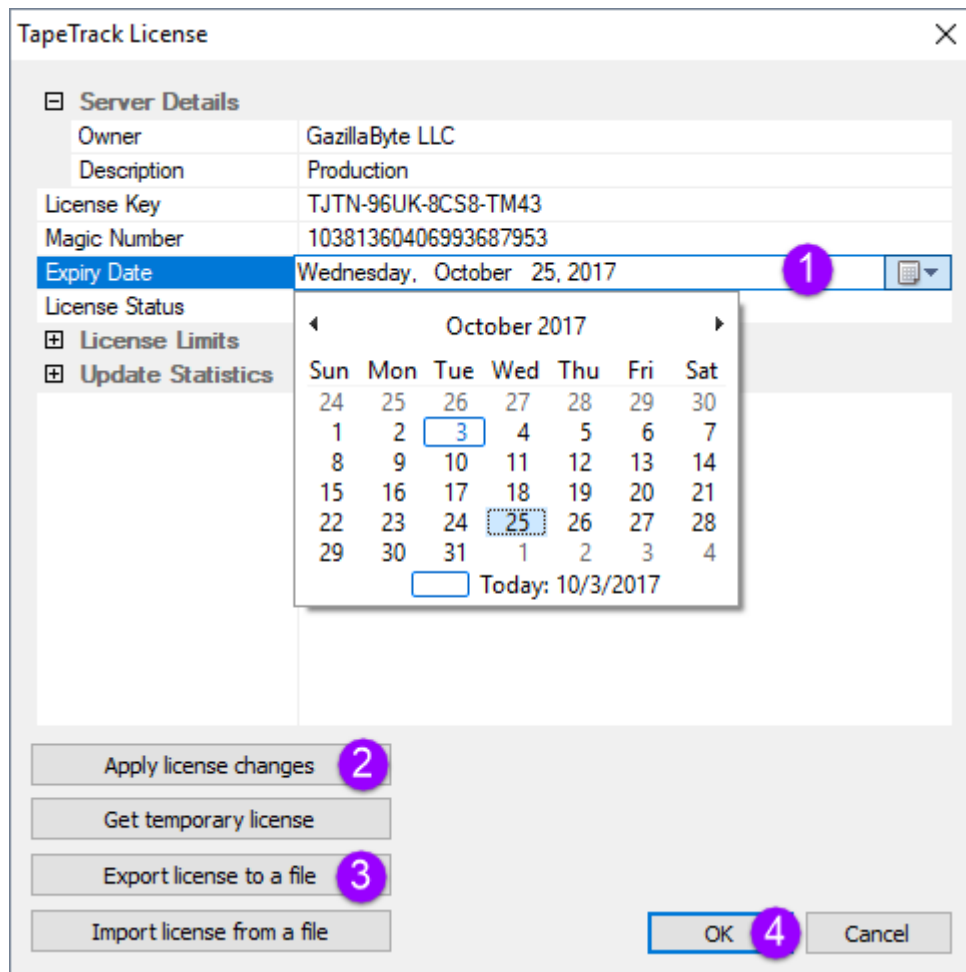
To preserve current license values, click Export license to a file and save the file with a descriptive name (e.g.current\_license.cfg).



If you are close to your expiry date you will receive a warning about a short expiry date, click Yes to continue.




Change the expiry date to the new end date (1) and click Apply license changes (2) and Export license to file(3), this time saving under a different name (e.g. license\_export.cfg).



To reinstate current license, click Import license from a file and select the first file exported (e.g.current\_license.cfg).

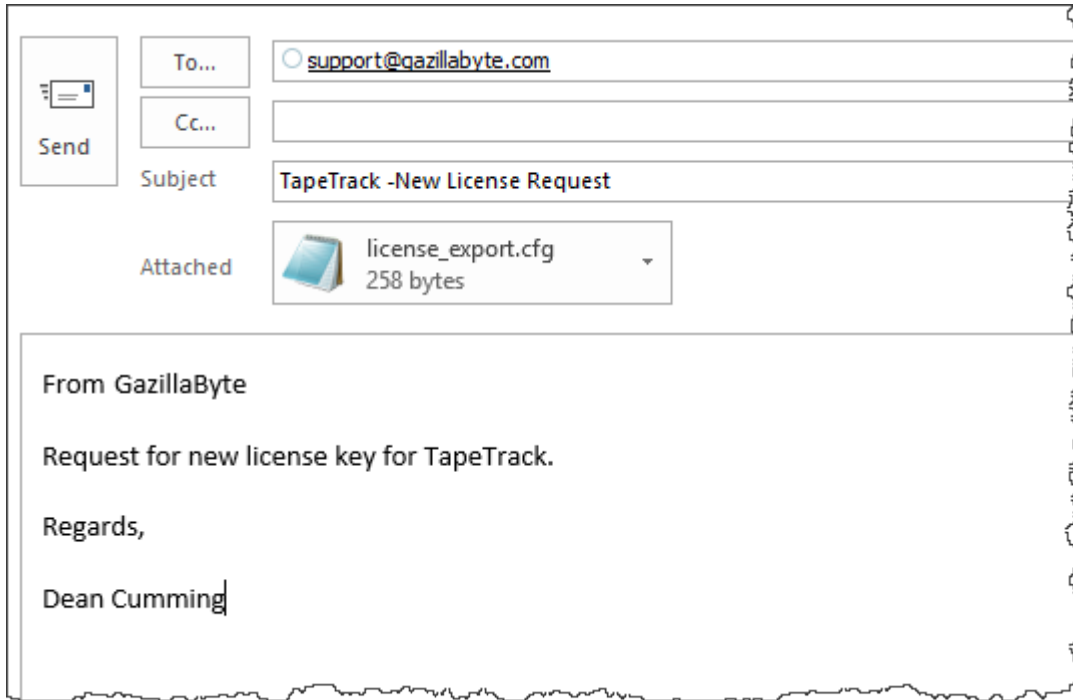
Click Apply license changes to reinstate your current license values.

 If you have left this process until after your license has expired, rather than import your current license file, clicking Get temporary license will give a 12 day license to enable you to keep using TapeTrack until your new key is applied.

Click OK(4) to exit TapeTrack License window.

Forward the exported file (with new expiry date) to [support@gazillabyte.com](mailto:support@gazillabyte.com) with a subject indicating that you require a new license key.

Once a new key has been cut you will receive a new license configuration file with instructions for installation.



From: <https://rtfm.tapetrack.com/> - **TapeTrack Documentation**

Permanent link: [https://rtfm.tapetrack.com/master/full\\_license?rev=1538582535](https://rtfm.tapetrack.com/master/full_license?rev=1538582535)

Last update: **2025/01/21 22:07**

