


Generating a Certificate

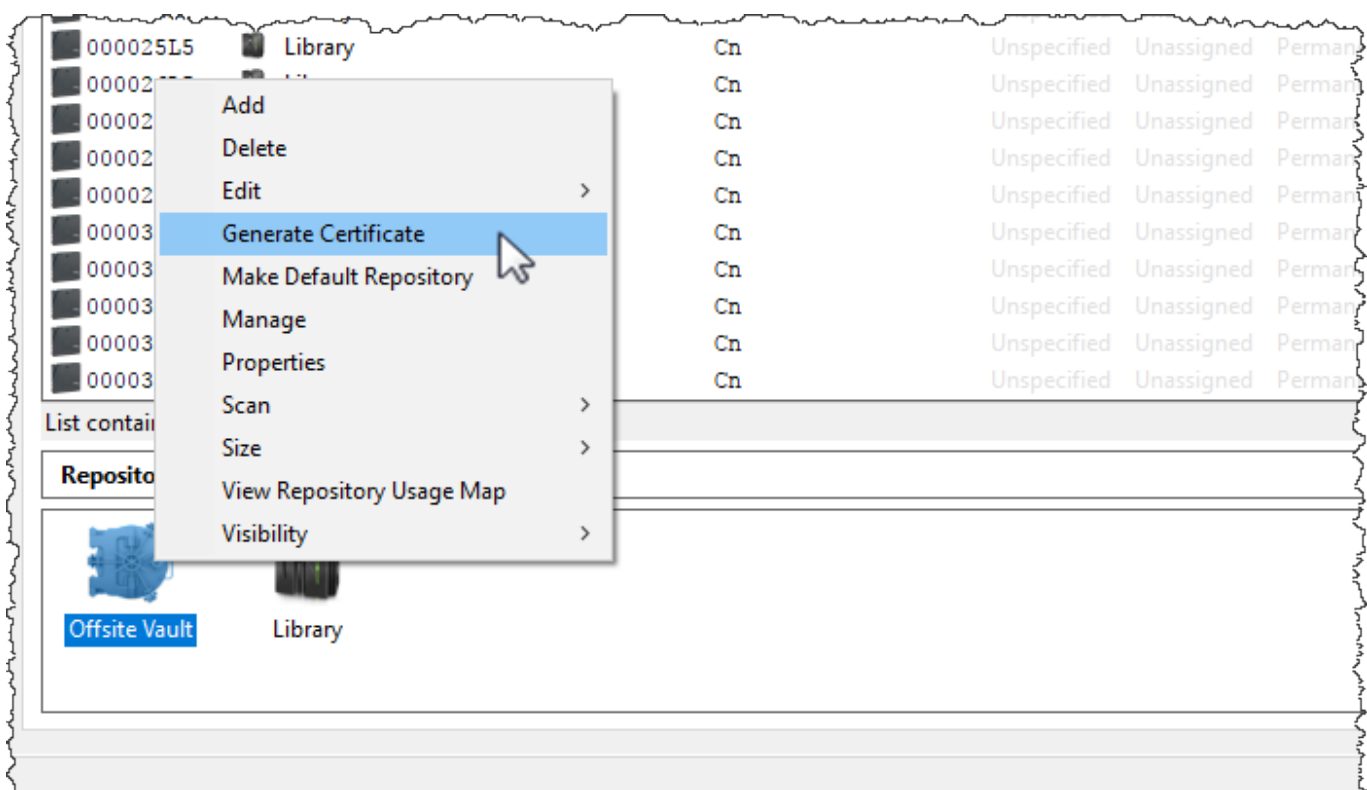
Audit certificates can be generated through TapeTrack [TapeMaster](#) and [Lite](#).

Generating a Certificate with TapeTrack TapeMaster

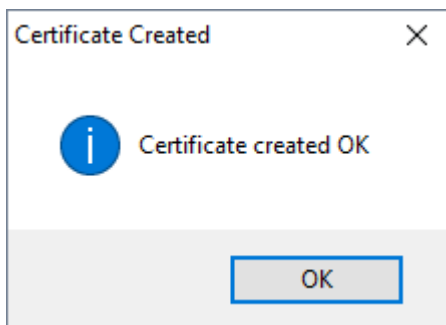
To generate a certificate through [TapeMaster](#), open the required [media](#) in the correct [customer](#).

 User must have a minimum of [read/write](#) access and have the option [certify](#) set to true to generate certificates

Right-click the required repository and select Generate Certificate.



You will receive a popup confirmation, click OK to close.



Generating a Certificate with TapeTrack Lite

To generate a certificate through [TapeTrack Lite](#) follow the [Library Reconciliation](#) process.

Viewing Certificates

Certificates can be viewed through TapeTrack TapeMaster via the [Certification Tab](#) in the [Properties](#) window.

From:
<https://rtfm.tapetrack.com/> - **TapeTrack Documentation**

Permanent link:
https://rtfm.tapetrack.com/master/generate_certificate?rev=1531817982

Last update: **2025/01/21 22:07**

