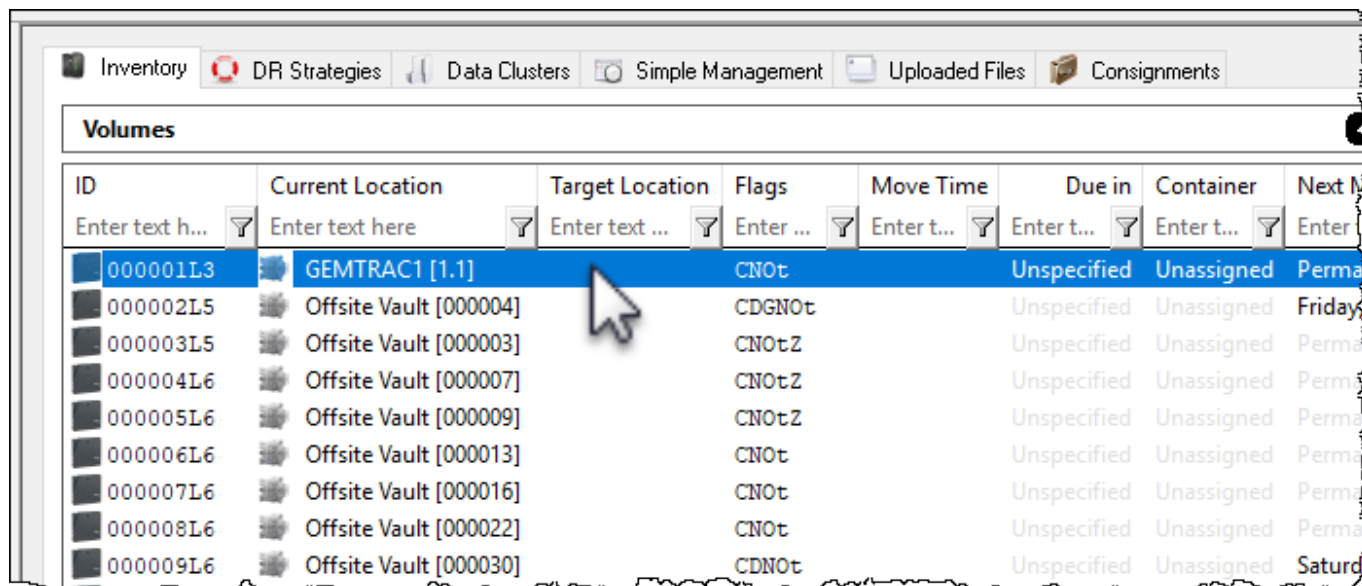


# Location Auto Swap

The **Location Auto Swap** allows you to display the zone, draw and slot number (absolute location) rather than the default slot number (virtual location) for each of the slotted volumes in the inventory window.

The default settings display slot numbers for each slotted volume.

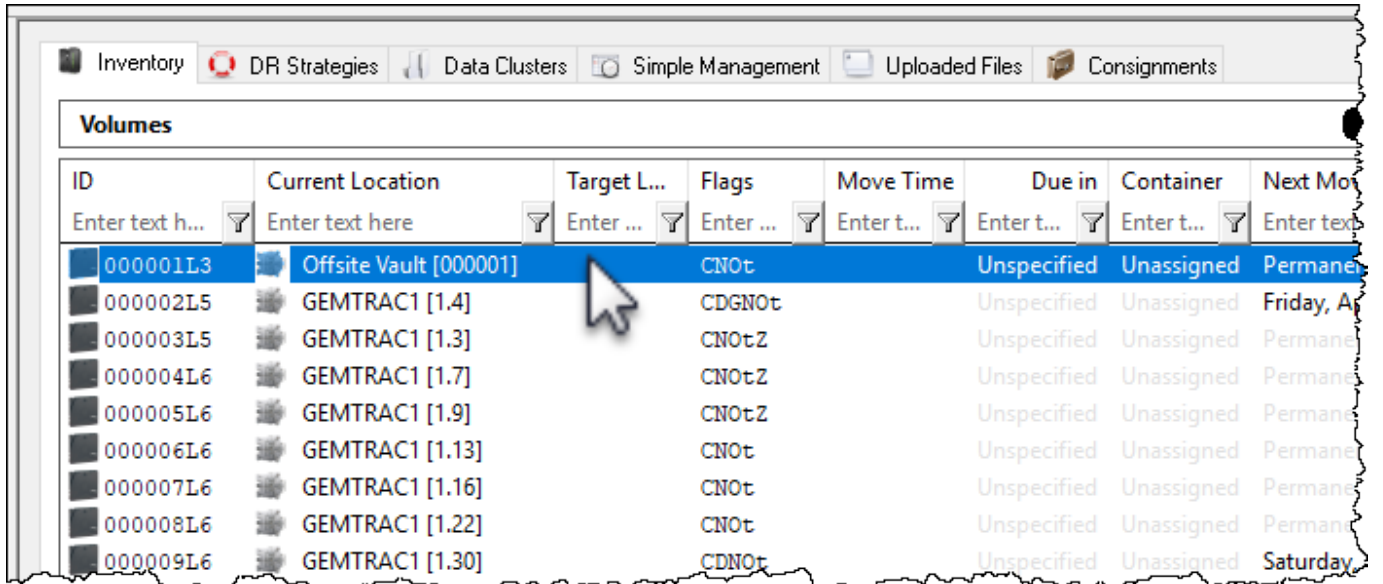
Selecting a volume and hitting the backspace key will change the display for that volume to zone, drawer and slot.




Enabling the **Location Auto Swap** in the main preference's Options window and setting the **Location Auto Swap Max** number above the current inventory count will set the display to zone, draw and slot number as the default setting.

Once the **Location Auto Swap Max** has been enabled and saved, pressing F5 in the inventory window will update the display.

Selecting a **volume** and hitting the backspace key will change the display for that volume to slot number.



ID	Current Location	Target L...	Flags	Move Time	Due in	Container	Next Mo
000001L3	Offsite Vault [000001]		CNOt		Unspecified	Unassigned	Permane
000002L5	GEMTRAC1 [1.4]		CDGNOt		Unspecified	Unassigned	Friday, A
000003L5	GEMTRAC1 [1.3]		CNOtZ		Unspecified	Unassigned	Permane
000004L6	GEMTRAC1 [1.7]		CNOtZ		Unspecified	Unassigned	Permane
000005L6	GEMTRAC1 [1.9]		CNOtZ		Unspecified	Unassigned	Permane
000006L6	GEMTRAC1 [1.13]		CNOt		Unspecified	Unassigned	Permane
000007L6	GEMTRAC1 [1.16]		CNOt		Unspecified	Unassigned	Permane
000008L6	GEMTRAC1 [1.22]		CNOt		Unspecified	Unassigned	Permane
000009L6	GEMTRAC1 [1.30]		CDNOt		Unspecified	Unassigned	Saturday

 If the volume count exceeds the maximum set in the [Location Auto Swap Max](#) field, the display will revert to the original default setting of slot number.

From:  
<https://rtfm.tapetrack.com/> - **TapeTrack Documentation**

Permanent link:  
[https://rtfm.tapetrack.com/master/location\\_swap?rev=1522974570](https://rtfm.tapetrack.com/master/location_swap?rev=1522974570)

Last update: **2025/01/21 22:07**

