TapeMaster Main Menu



To access most functions of the Main Menu in TapeMaster you need to have tapemaster rights assigned to your user-ID.

File

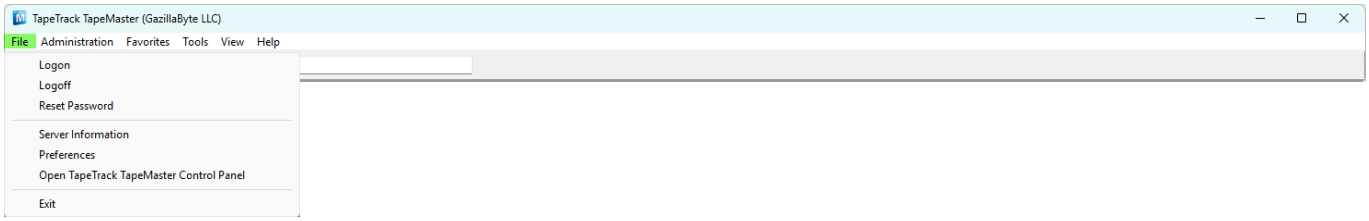

- Logon
- Logoff
- Reset Password
- Server Information
- Preferences
- Open TapeTrack Control Panel
- Exit

Administration

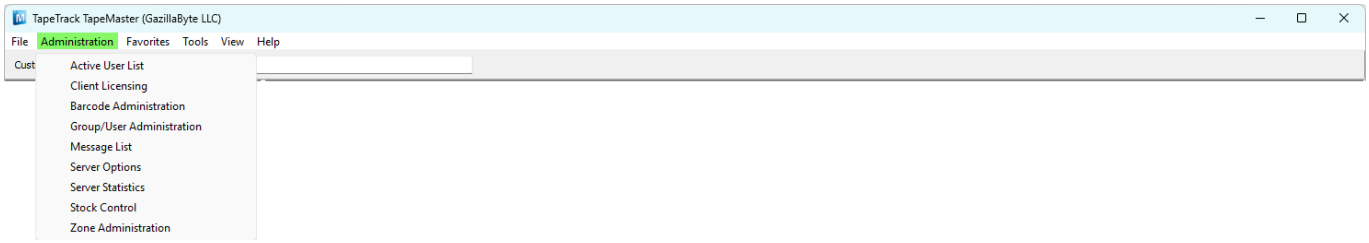

- Active User List
- Client Licensing
- Barcode Administration
- Group/User Administration
- Message List
- Server Options
- Server Statistics
- Stock Control
- Zone Administration

Favorites



- List

Tools

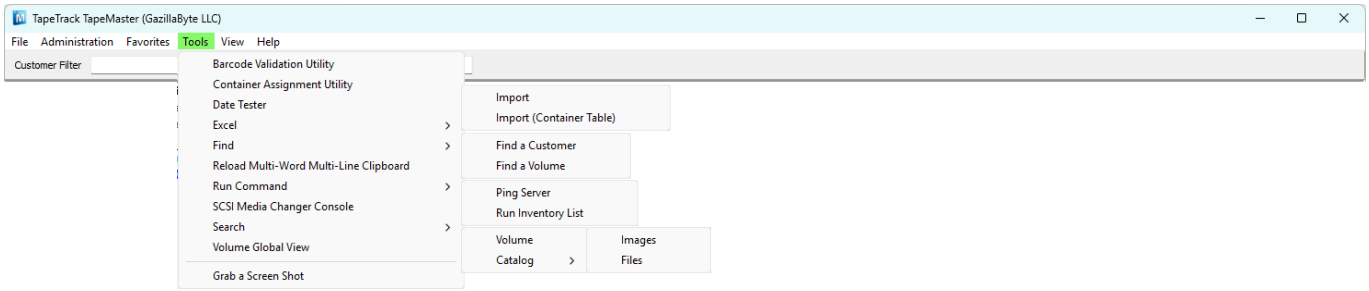

- Barcode Validation Utility
- Container Assignment Utility
- Date Tester
- Excel
  - Excel Import
  - Excel Import Container Table
- Find a Customer
- Run Command
  - Ping Server
  - Run Inventory List
- Reload Multi-Word Multi-Line Clipboard
- SCSI Media Changer Console
- Search
  - Volume
  - Catalog
- Volume Global View

View

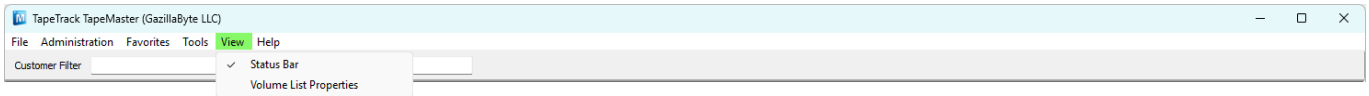

- Status Bar
- Volume List Properties

Help

- About TapeTrack TapeMaster

- Framework Server Licensing
- Get Technical Assistance
- TapeTrack TapeMaster Documentation
- Tools
  - Open Install Directory: Opens TapeMaster install directory in Windows File Explorer.
  - Open Command Line
    - As Administrator: Opens Windows Command Line window with administrative rights.
    - As Yourself: Opens Windows Command Line window.

menu, update doco

From:
https://rtfm.tapetrack.com/ - **TapeTrack Documentation**

Permanent link:
https://rtfm.tapetrack.com/master/menu?rev=1784855424

Last update: **2026/07/24 01:10**