

# Setting TapeTrack License

## Overview

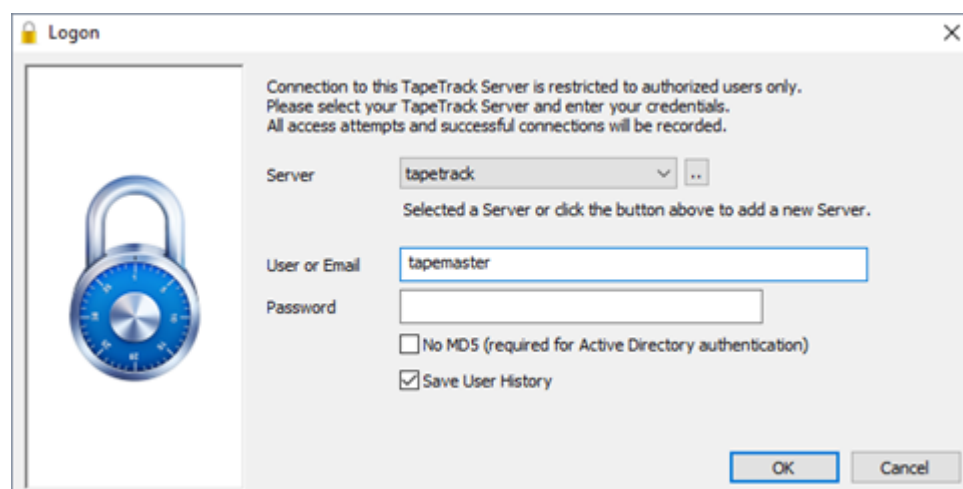
When initially installed, the TapeTrack Framework Server will allow up to 100 tape volumes using a free license. To add more than 100 volumes or operate with more than 100 volumes you will need upgrade your TapeTrack license from the free license key to either a [temporary license, 90 day trial license](#) or [permanent license](#) key.

## Temporary License

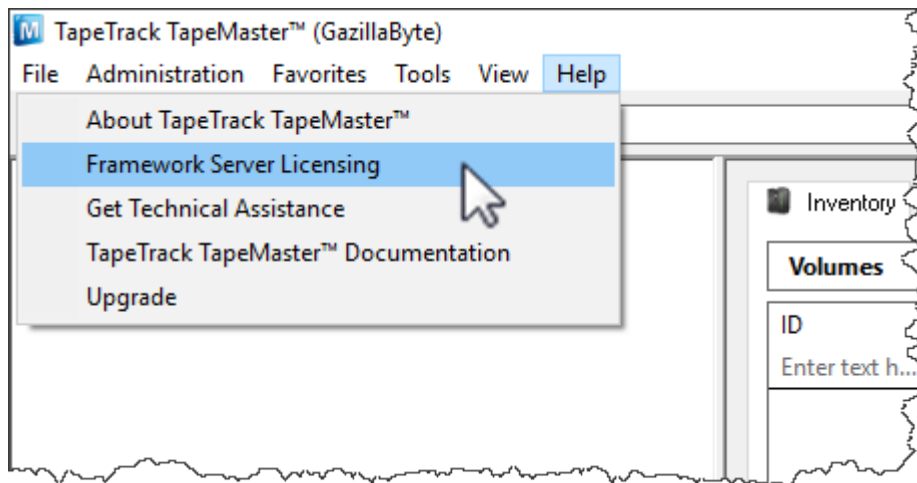
A temporary license key will allow you to operate the TapeTrack Software without restriction, but this mode of licensing is reserved for those evaluating the TapeTrack Software or those needing a license in an emergency situation. Temporary licenses are restricted to less than two weeks.

To obtain a temporary license:

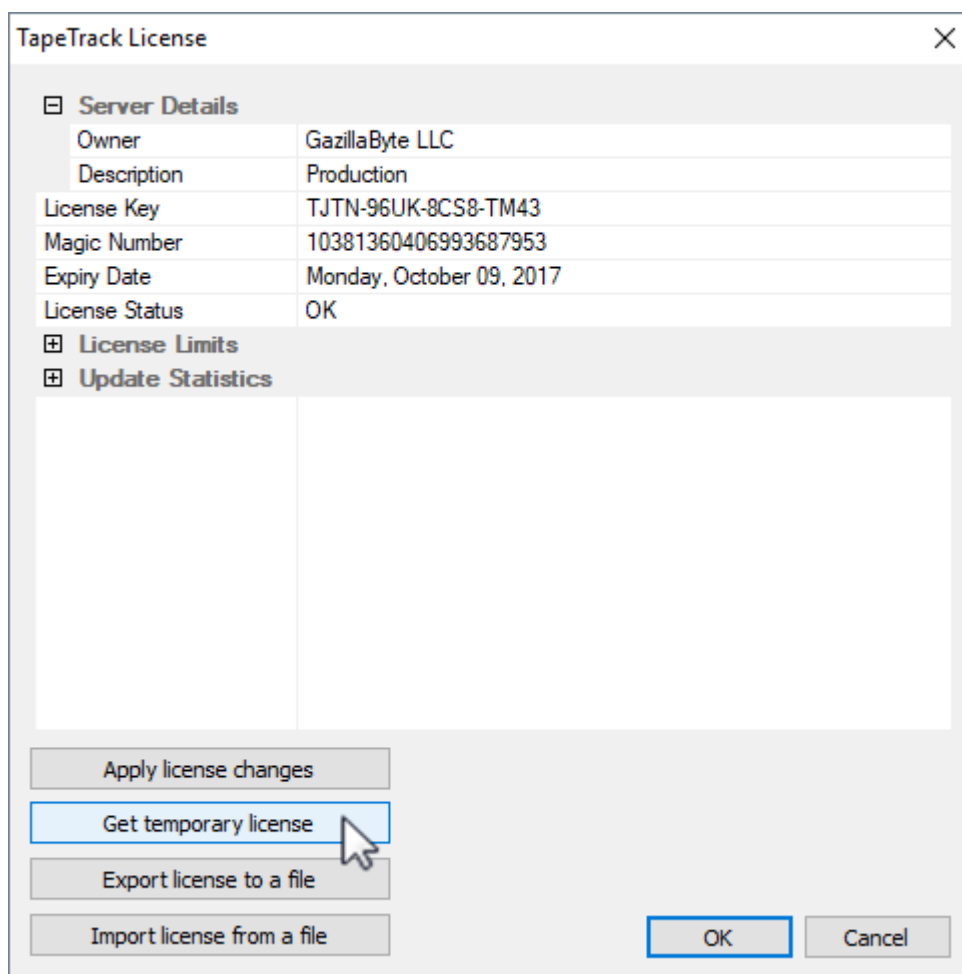
1. Open TapeTrack TapeMaster and login with the user name **tapemaster** (case sensitive) and leave password blank (or use your password if it has been changed).



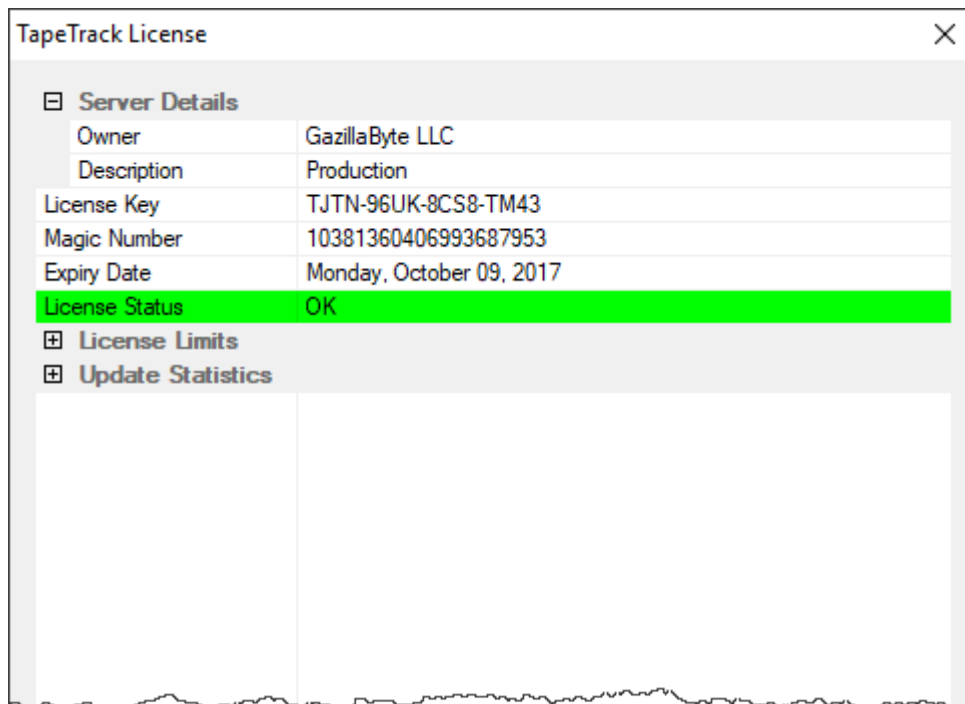
2. From the menu click Help → Framework Server Licensing



3. click Get temporary license and OK



4. Press **F5** while in the customer tree window to refresh new information. Your **License Status** should now display **OK** and your expiry date should now be approximately 12 days from now.



The screenshot shows the 'TapeTrack License' window. It has a title bar with a close button. The window is divided into sections. The first section is 'Server Details' with a minus icon, containing a table with the following data:

Owner	GazillaByte LLC
Description	Production
License Key	TJTN-96UK-8CS8-TM43
Magic Number	10381360406993687953
Expiry Date	Monday, October 09, 2017
License Status	OK

Below this are two sections with plus icons: 'License Limits' and 'Update Statistics'. The 'Update Statistics' section is currently expanded, showing a large empty table with two columns.

## 90 Day Trial License

To Upgrade your free license to a full evaluation license:

Open TapeTrack TapeMaster and login with the user name **tapemaster** (case sensitive) and leave password blank (or use your password if it has been changed).

From the menu click Help → Framework Server Licensing

In the TapeTrack License window change the default values to your preferred details:

### Server Details

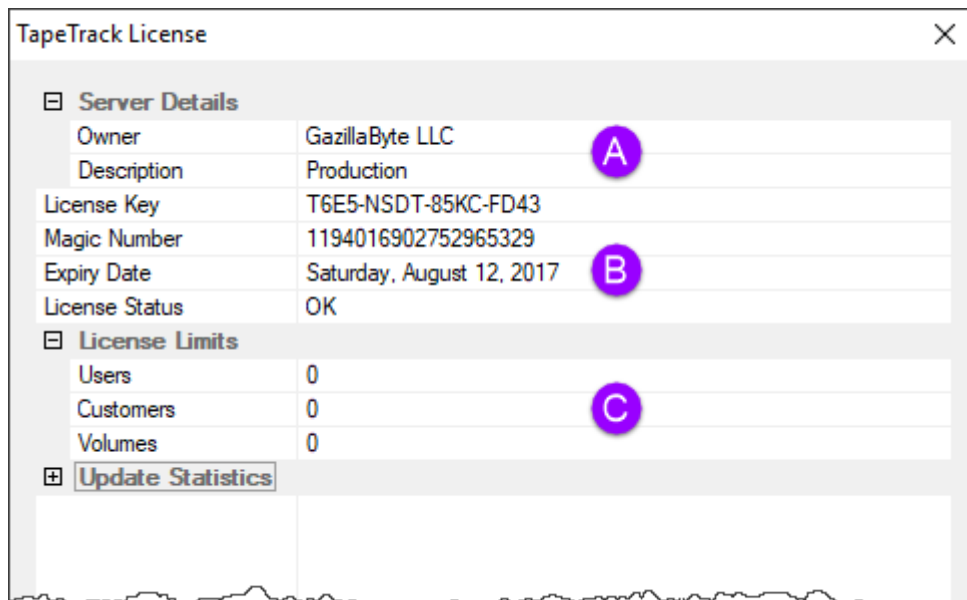
Change Owner from ACME Corp to your company name (e.g. **GazillaByte**)

Change description value to something more relevant (e.g. **Production**)

Set Expiry Date to new expiry (e.g. 90 days from today)

### License Limits

Change Volumes to desired number (0 = unlimited)



The screenshot shows a window titled "TapeTrack License" with a close button (X) in the top right corner. The window is divided into three main sections: "Server Details", "License Limits", and "Update Statistics".

**Server Details**

Owner	GazillaByte LLC	A
Description	Production	
License Key	T6E5-NSDT-85KC-FD43	
Magic Number	1194016902752965329	
Expiry Date	Saturday, August 12, 2017	B
License Status	OK	

**License Limits**

Users	0	
Customers	0	C
Volumes	0	

**Update Statistics**

Below the "Update Statistics" button, there is a large empty rectangular area.

## Exporting License

Once all changes have been made, click **Apply license changes** and **Export license** to a file to export updated license file to a known name (e.g. LicenseExport.cfg) and location.

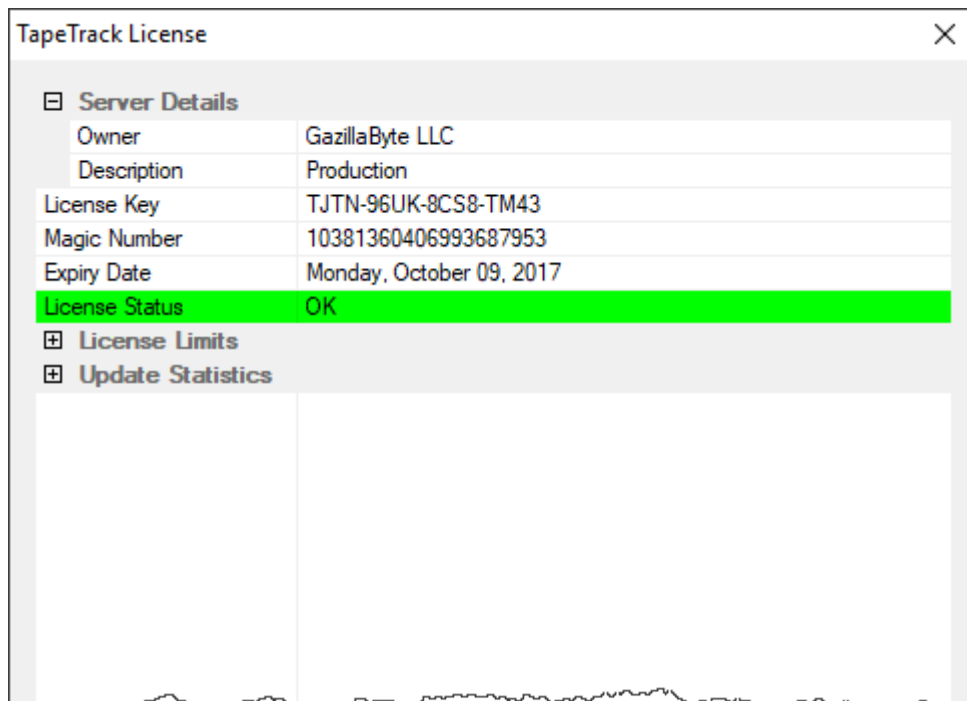
Check the information in the config file (LicenseExport.cfg) by opening in Notepad or similar text editor and check all information has been updated and is correct. If it is not correct, delete file and repeat above steps.

## Installing Temporary License

To allow you to start using TapeTrack until your new key is installed click **Get temporary license** and OK

Press **F5** while in the customer tree window to refresh new information (Company name etc.)

TapeTrack TapeMaster should now display your new **Owner** name in place of ACME and the lower right of the screen should display TapeTrack Server License is OK



## Permanent License

A permanent license key will allow you to operate the TapeTrack software without restriction until the expiry date associated with your license occurs.

Permanent license/s to TapeTrack are restricted to those who have an written End User License Agreement (EULA) with GazillaByte.

To obtain a permanent license:

From:

<https://rtfm.tapetrack.com/> - **TapeTrack Documentation**

Permanent link:

[https://rtfm.tapetrack.com/master/set\\_license?rev=1501518795](https://rtfm.tapetrack.com/master/set_license?rev=1501518795)

Last update: **2025/01/21 22:07**

