

# Temporary License

A temporary license key will allow you to operate the TapeTrack Software without restriction, but this mode of licensing is reserved for those evaluating the TapeTrack Software or those needing a license in an emergency situation.



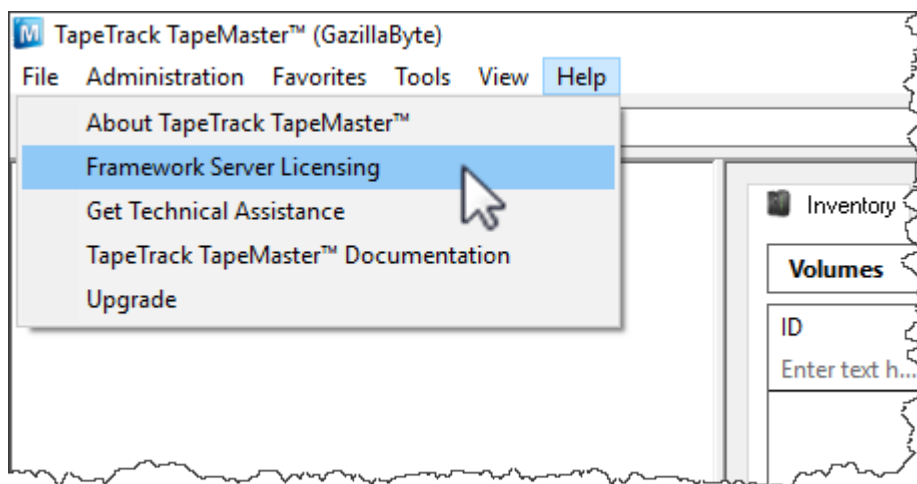
To get a temporary license you must have TapeMaster running on a machine with Internet access.



Temporary licenses are restricted to less than two weeks.

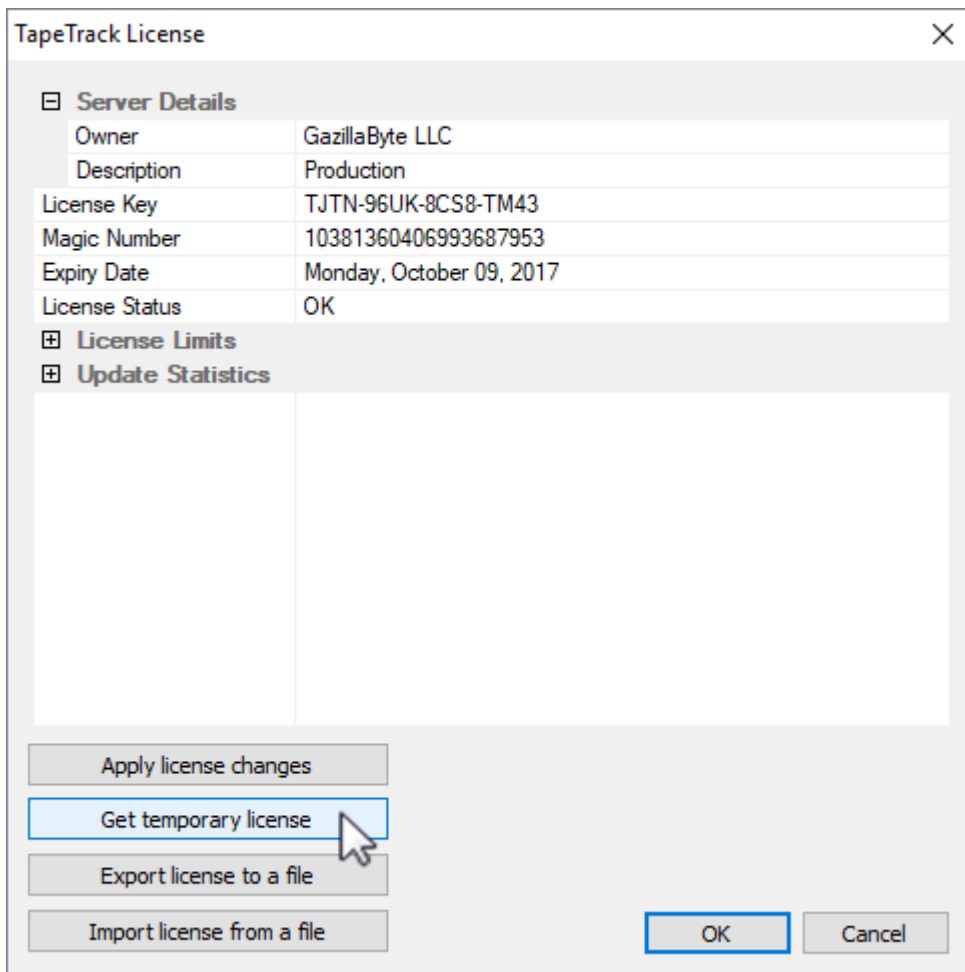
While logged to in TapeMaster as [tapemaster](#), or [user-ID with tapemaster rights](#)

1. From the menu click Help → Framework Server Licensing



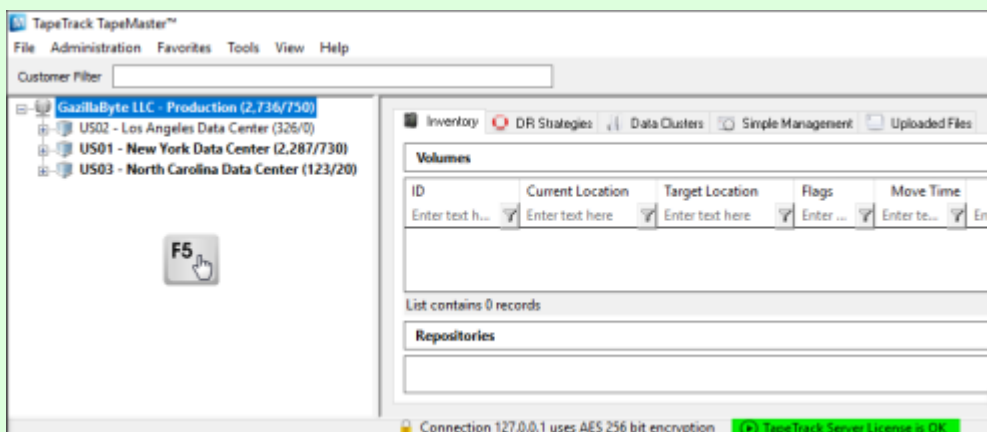
If the menu option **Framework Server Licensing** is grayed out and inaccessible, you do not have sufficient privileges (tapemaster rights) to alter the software license

2. Click Get temporary license and OK



Your **License Status** should now display **OK** and your expiry date should now be approximately 12 days from now.

Older versions may require you to press F5 while in the [customer tree](#) window to refresh new information.



# See Also

- [Obtaining a Permanent License](#)

From:

<https://rtfm.tapetrack.com/> - **TapeTrack Documentation**

Permanent link:

[https://rtfm.tapetrack.com/master/temporary\\_license?rev=1538582646](https://rtfm.tapetrack.com/master/temporary_license?rev=1538582646)

Last update: **2025/01/21 22:07**

