

Temporary License

A temporary license key will allow you to operate the TapeTrack Software without restriction, but this mode of licensing is reserved for those evaluating the TapeTrack Software or those needing a license in an emergency situation.



To get a temporary license you must have TapeMaster running on a machine with Internet access.

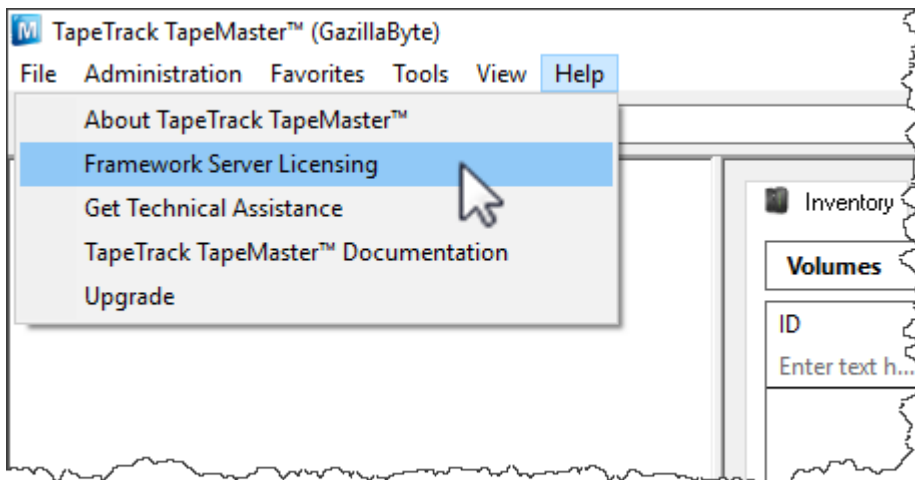
For installation on a computer where Internet access cannot be provided, you will need to contact the help desk to provide you with a Software Key.



Temporary licenses are restricted to less than two weeks.

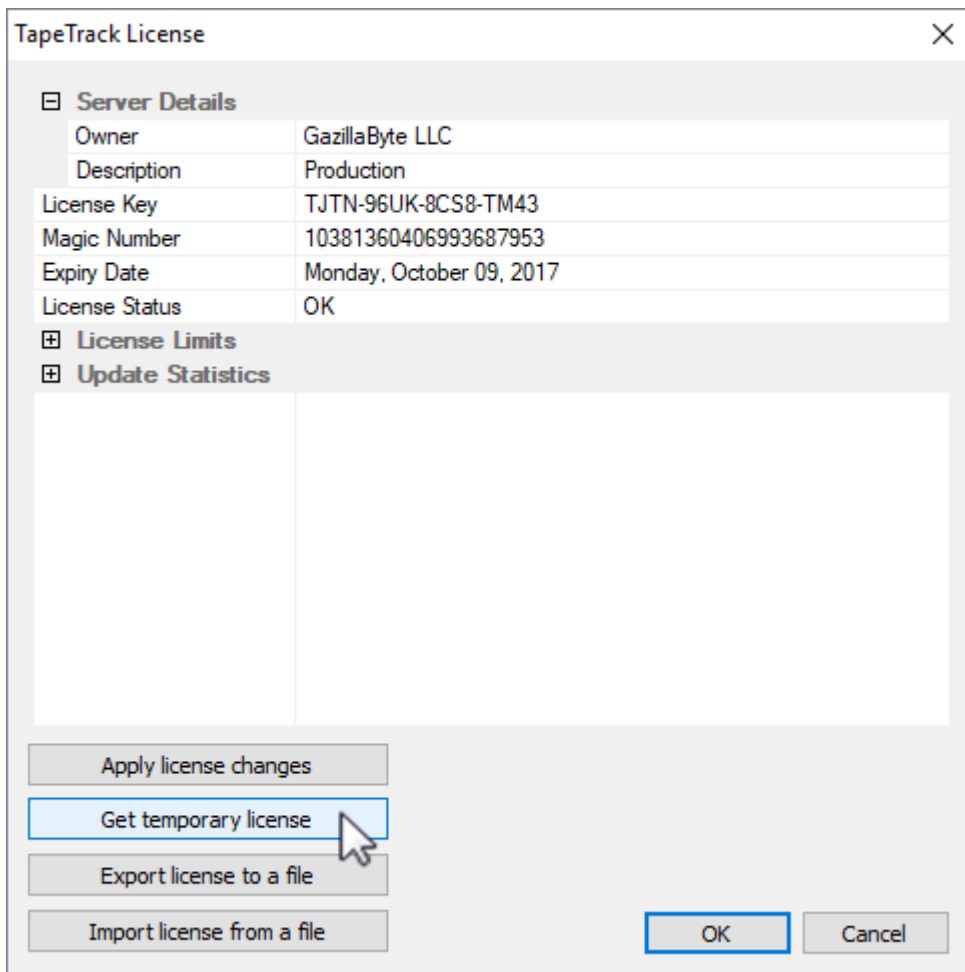
While logged to in TapeMaster as [tapemaster](#), or [user-ID with tapemaster rights](#)

1. From the menu click Help → Framework Server Licensing



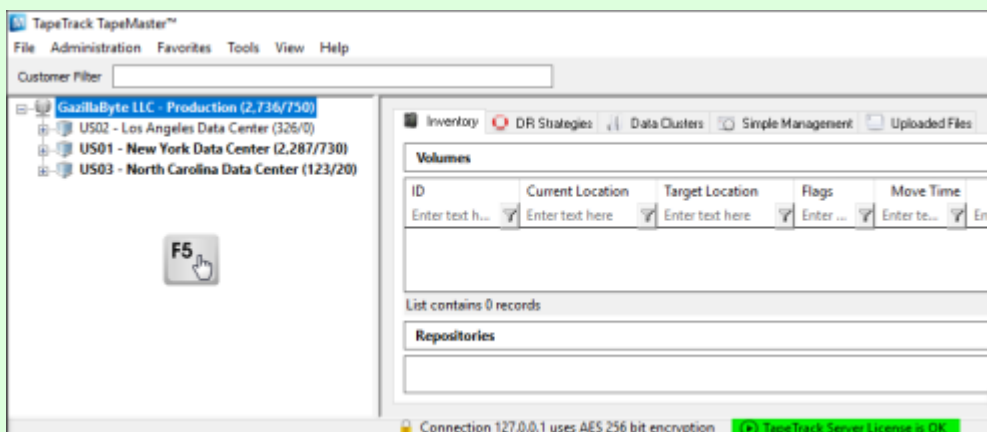
If the menu option **Framework Server Licensing** is grayed out and inaccessible, you do not have sufficient privileges (tapemaster rights) to alter the software license

2. Click Get temporary license and OK



Your **License Status** should now display **OK** and your expiry date should now be approximately 12 days from now.

Older versions may require you to press F5 while in the [customer tree](#) window to refresh new information.



See Also

- [Obtaining a Permanent License](#)

From:

<https://rtfm.tapetrack.com/> - **TapeTrack Documentation**

Permanent link:

https://rtfm.tapetrack.com/master/temporary_license?rev=1565825824

Last update: **2025/01/21 22:07**

