

Temporary License

A temporary license key will allow you to operate the TapeTrack Software without restriction, but this mode of licensing is reserved for those evaluating the TapeTrack Software or those needing a license in an emergency situation.



To get a temporary license you must have TapeMaster running on a machine with Internet access.

For installation on a computer where Internet access cannot be provided, you will need to contact the [Help Desk](#) to provide you with a Software Key.




Temporary licenses are restricted to less than two weeks.

While logged to in TapeMaster as [tapemaster](#), or [user-ID with tapemaster rights](#)

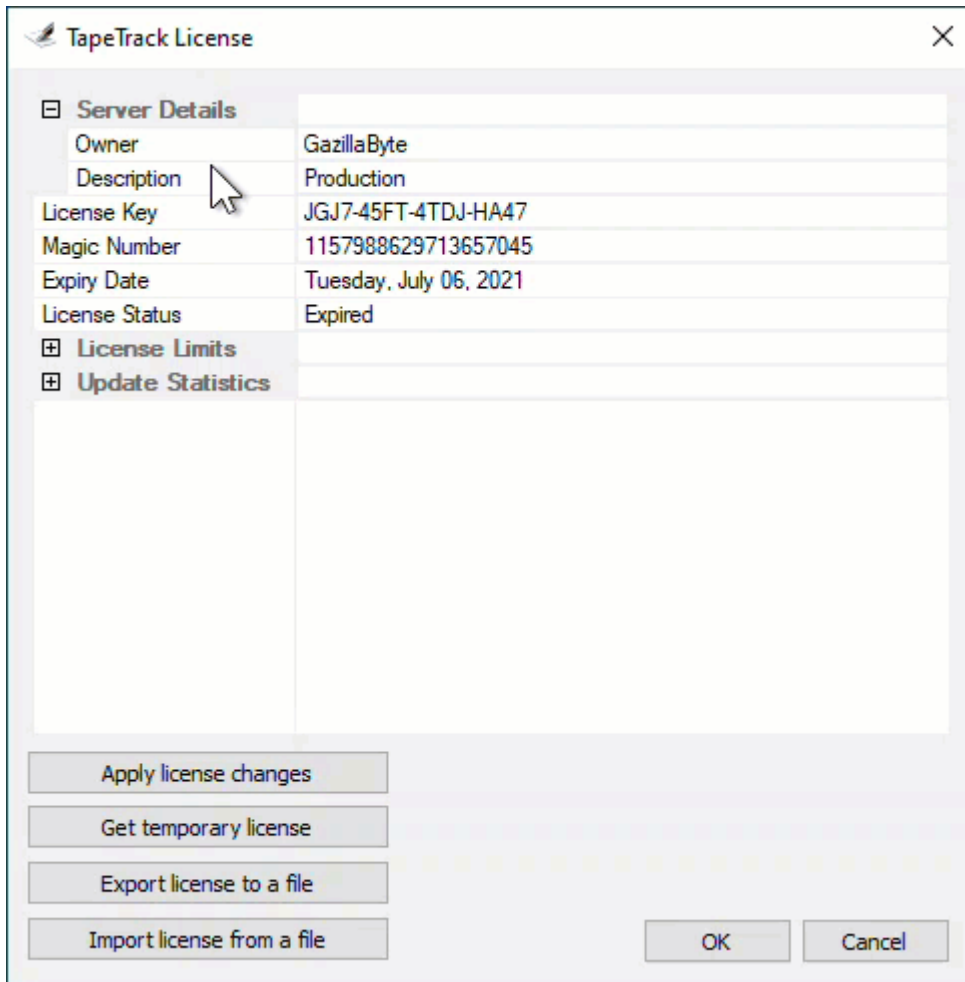
1. From the menu click Help → Framework Server Licensing

The screenshot shows the TapeTrack TapeMaster™ (GazillaByte) application window. The main area displays a table of volumes under the heading "Los Angeles Data Center LTO Cartridge". The table has the following columns: ID, Current Location, Target Location, Next Move, and Description. Below the table, it shows "Total Items 1,587". At the bottom, there is a "Repositories" section with icons for Gemtrac, Library, Transport, and Offsite Vault.

ID	Current Location	Target Location	Next Move	Description
000000L6	Library		Permanent	
000001L6	Library	Gemtrac	Thursday, Nov...	Weekly
000002L6	Library	Offsite Vault ...	Friday, Novem...	Monthly
000003L6	Library	Offsite Vault ...	Friday, Novem...	Monthly
000004L6	Library	Offsite Vault ...	Friday, Novem...	Monthly
000005L6	Library	Offsite Vault ...	Friday, Novem...	Monthly
000006L6	Library	Offsite Vault ...	Friday, Novem...	Monthly
000007L6	Library		Permanent	Scratch
000008L6	Library	Offsite Vault ...	Friday, July 30, ...	Weekly
000009L6	Library	Offsite Vault ...	Friday, July 30, ...	Weekly
000010L6	Library		Thursday, July ...	Scratch
000011L6	Library	Offsite Vault ...	Monday, July 2...	Weekly
000012L6	Library		Permanent	Scratch
000013L6	Library		Permanent	Scratch
000014L6	Library	Offsite Vault ...	Tuesday, July 2...	Weekly
000015L6	Library		Permanent	Scratch

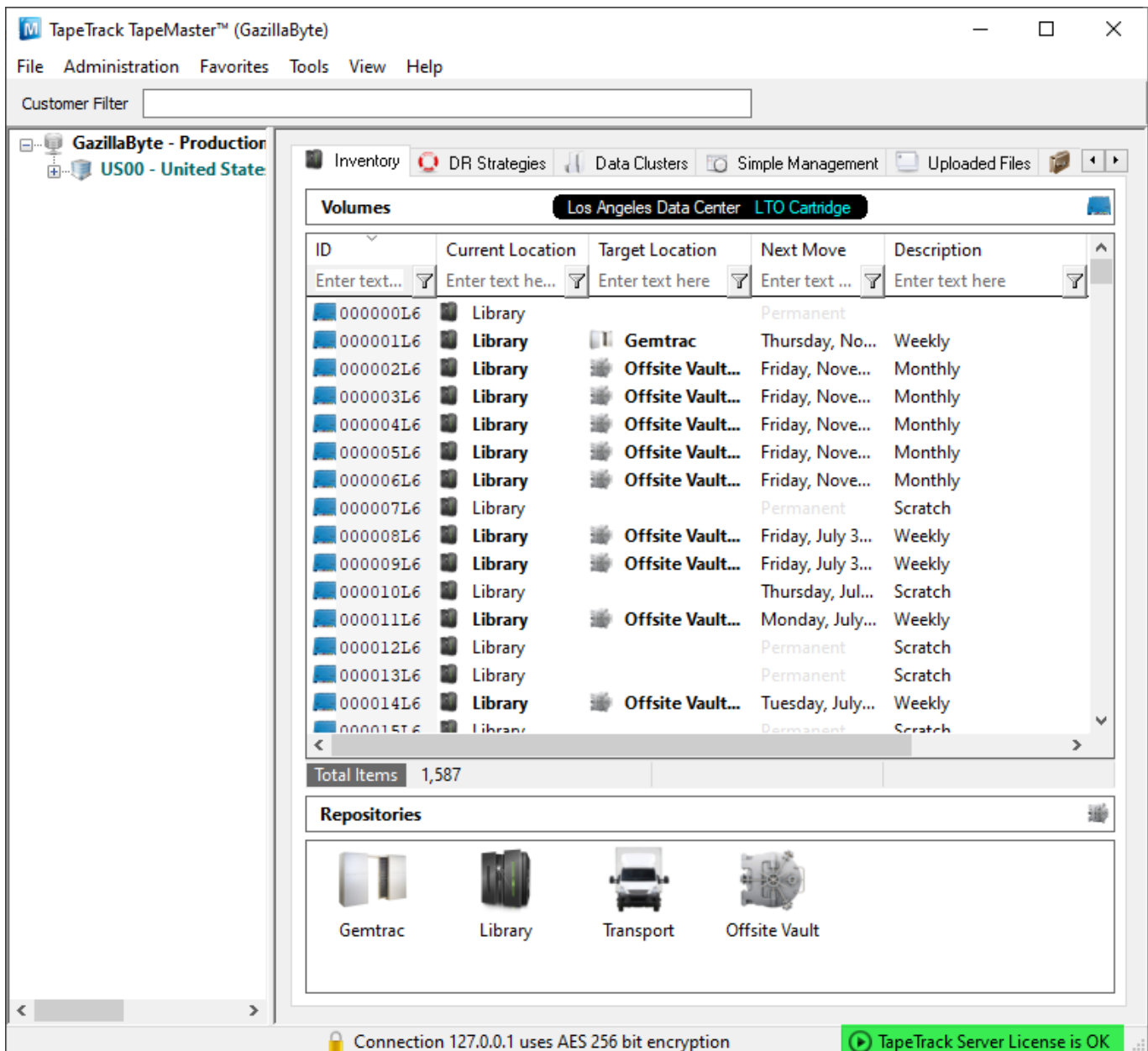
 If the menu option **Framework Server Licensing** is greyed out and inaccessible, you do not have sufficient privileges (tapemaster rights) to alter the software license

2. Click Get temporary license and OK



Your **License Status** should now display **OK** and your expiry date should now be approximately 12 days from now.

On older releases, to update the TapeMaster display, you will need to click anywhere in the Customer tree and press F5 to refresh the displayed information. The current release will update the display automatically.



See Also

- [Obtaining a Permanent License](#)

From: <https://rtfm.tapetrack.com/> - **TapeTrack Documentation**

Permanent link: https://rtfm.tapetrack.com/master/temporary_license?rev=1625706679

Last update: **2025/01/21 22:07**

