

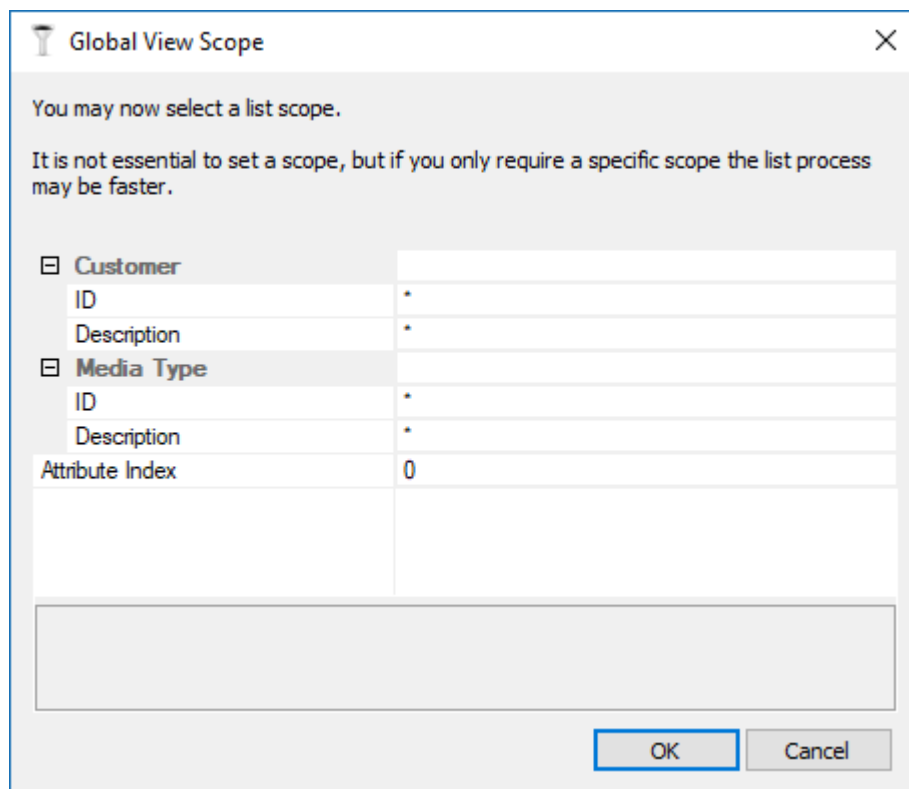
# Volume Global View

Volume Global View allows you to view and/or search [Volumes](#) across all [Customers](#) and [Media types](#) within the one report.

To open **Volume Global View** select from the main menu **Tools** → **Volume Global View**.




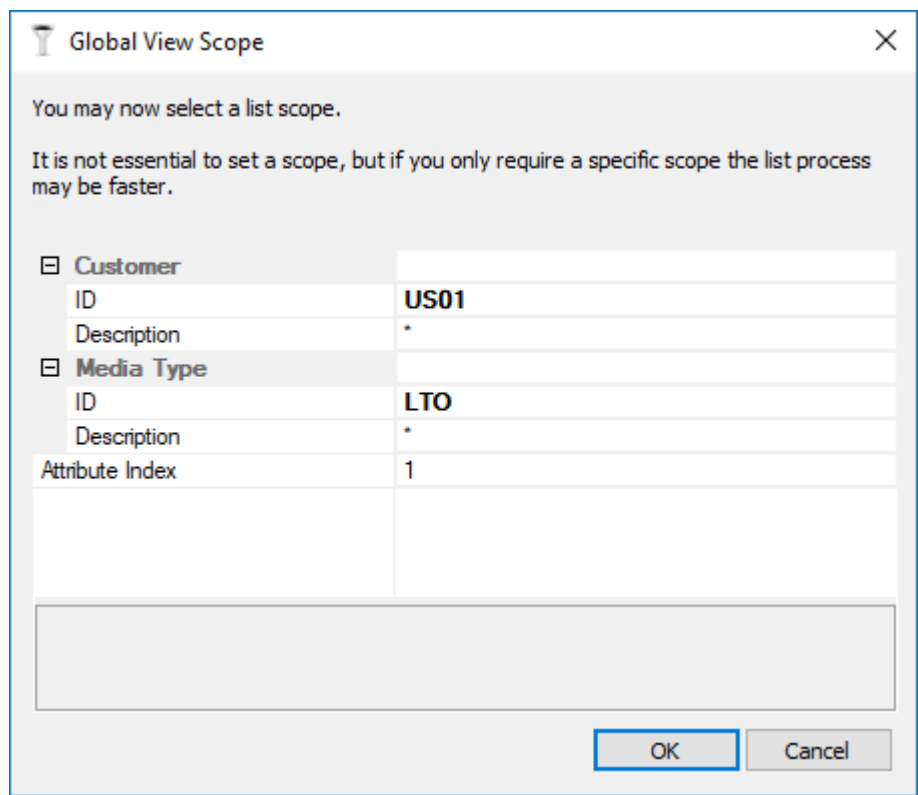
The **Global View Scope** window opens with wildcard (\*) values for each search field by default which will include every [Volume](#) within TapeTrack in the report.



The output results can be focused at this stage if a more refined report is preferred by using [String Filters](#) on the [Customer-ID](#) or [Customer Description](#) field and/or the [Media-ID](#) or [Media Description](#) field.

The Attribute Index allows the selection of which [Extended Attribute](#) to display in the report (Description or Attribute 0 is the default value).

 Only results that meet all filters will be displayed.



Click OK to continue to the **Volume Global View**.

The left of the window displays:

- **Statistics**
  - Customer Total: Number of [Customer-ID's](#).
  - Media Type Total: Number of unique Media types (Each Customers LTO media type counted as one type).
  - Repository Total: Number or unique Repositories (Each Customers OFFS repository type counted as one type).
  - Volume Total: Number of [Volumes](#) across all [Customer-ID's](#) .
- **Customer Subtotals:** Total number of [Volumes](#) per [Customer-ID](#).
- **Media Subtotals:** [Volume](#) subtotals grouped by Media type.
- **Repository Subtotals:** [Volume](#) subtotals grouped by Repository type.

The right of the widow displays the:

- [Volume-ID](#)
- Description or [Extended Attribute](#)
- [Customer-ID](#)
- [Customer Description](#)
- [Media-ID](#)
- [Media Description](#)
- [Repository-ID](#)

- [Repository Description](#)
- [Flags](#)
- Next Move Date
- Last Move Date
- Expiry Date
- Last Write Date
- Last Update - Time
- Last Update - User
- Last Update - Program

Volume Global View

Statistics		Volume	Description	ID	Customer	ID	Media
Customer Total	3	Enter ...	Enter text h...	E.	Enter text here	E	Enter text
Media Type Total	3	000000L6		US01	New York Data Center	359X	IBM 359x
Repository Total	3	000001JA		US01	New York Data Center	359X	IBM 359x
Volume Total	2741	000002JA		US01	New York Data Center	359X	IBM 359x
Customer Subtotals		000003JA		US01	New York Data Center	359X	IBM 359x
New York Data Center	2292	000004JA		US01	New York Data Center	359X	IBM 359x
North Carolina Data Center	124	000005JA		US01	New York Data Center	359X	IBM 359x
Los Angeles Data Center	325	000006JA		US01	New York Data Center	359X	IBM 359x
Media Subtotals		000007JA		US01	New York Data Center	359X	IBM 359x
CONT	28	000008JA		US01	New York Data Center	359X	IBM 359x
LTO	643	000009JA		US01	New York Data Center	359X	IBM 359x
359X	2070	000010JA		US01	New York Data Center	359X	IBM 359x
Repository Subtotals		000011JA		US01	New York Data Center	359X	IBM 359x
LIBR	1976	000012JA		US01	New York Data Center	359X	IBM 359x
OFFS	764	000013JA		US01	New York Data Center	359X	IBM 359x
INIT	1	000014JA		US01	New York Data Center	359X	IBM 359x

Displayed fields can be sorted by clicking on the field name and filtered by using [String filters](#) in the fields under column headings. As the results are filtered both the Volume display and the subtotals on the left will be updated to match the displayed results.

Volume Global View

Statistics		Volume	Description	ID	Customer	ID	Media
Customer Total	3	!( *JA)	?*	E.	Enter text here	E	Enter text
Media Type Total	1	000013L6	Tuesday Weekly	US01	New York Data Center	LTO	LTO Cartrio
Repository Total	2	AI0000	Copy multi	US01	New York Data Center	LTO	LTO Cartrio
Volume Total	33	AI0001	Irvine	US01	New York Data Center	LTO	LTO Cartrio
Customer Subtotals		AI0002	Irvine	US01	New York Data Center	LTO	LTO Cartrio
New York Data Center	30	AI0003	CatalogBackup	US01	New York Data Center	LTO	LTO Cartrio
North Carolina Data Center	1	AI0004	Irvine	US01	New York Data Center	LTO	LTO Cartrio
Los Angeles Data Center	2	AI0005	Irvine	US01	New York Data Center	LTO	LTO Cartrio
Media Subtotals		AI0006	Irvine	US01	New York Data Center	LTO	LTO Cartrio
LTO	33	AI0007	Scratch	US01	New York Data Center	LTO	LTO Cartrio
Repository Subtotals		AI0008	CatalogBackup	US01	New York Data Center	LTO	LTO Cartrio
LIBR	30	AI0009	Irvine	US01	New York Data Center	LTO	LTO Cartrio
OFFS	3	AI0010	Irvine	US01	New York Data Center	LTO	LTO Cartrio
		AI0011	Irvine	US01	New York Data Center	LTO	LTO Cartrio

- Favorites
  - Set: Add favorite flag to selected [Volumes](#).

- Unset: Remove favorite flag to selected **Volumes**.
- **Properties**: Opens **Volume** properties window.
- **Copy Column**
  - **Volume**: Copies Unqualified **Volume-ID's** to windows clipboard.
  - **Description**: Copies selected Descriptions (or selected Extended Attribute) to windows clipboard.
  - **ID**: Copies selected Customer-ID's to windows clipboard.
  - **Customer**: Copies selected Customer Descriptions to windows clipboard.
  - **ID**: Copies selected Media-ID's to windows clipboard.
  - **Media**: Copies selected Media Descriptions to windows clipboard.
  - **ID**: Copies selected Repository-ID's to windows clipboard.
  - **Repository**: Copies selected Repository Descriptions to windows clipboard.
  - **Flags**: Copies selected Flag values to windows clipboard.
  - **Next Move**: Copies selected Next Move Dates to windows clipboard.
  - **Last Move**: Copies selected Last Move Dates to windows clipboard.
  - **Expiry**: Copies selected Volume Expiry Dates to windows clipboard.
  - **Last Write**: Copies selected Last Write Dates to windows clipboard.
  - **Last Update - Time**: Copies selected Last Write Times to windows clipboard.
  - **Last Update - User**: Copies selected last User-ID's to update Volumes to windows clipboard.
  - **Last Update - Program**: Copies selected last TapeTrack software to update Volumes to windows clipboard.
- **Export** (Ctrl+E): Export selected **Volumes** to file, either PDF, CSV, Excel, Text or XML.
- **Print** (Ctrl+P): Export selected **Volumes** to PDF.
- **Select**
  - **All**: Selects all **Volume** of current Customer's media.
  - **Invert**: Inverts selection of the selected **Volumes** of current Customer's Media.
  - **Random**: Selects a user set number of records at random.
- **View**
  - **Icon**
  - **List**
  - **Report**
  - **Small Icon**

From:

<https://rtfm.tapetrack.com/> - **TapeTrack Documentation**

Permanent link:

[https://rtfm.tapetrack.com/master/tools\\_global\\_view](https://rtfm.tapetrack.com/master/tools_global_view)

Last update: **2025/01/21 22:07**

