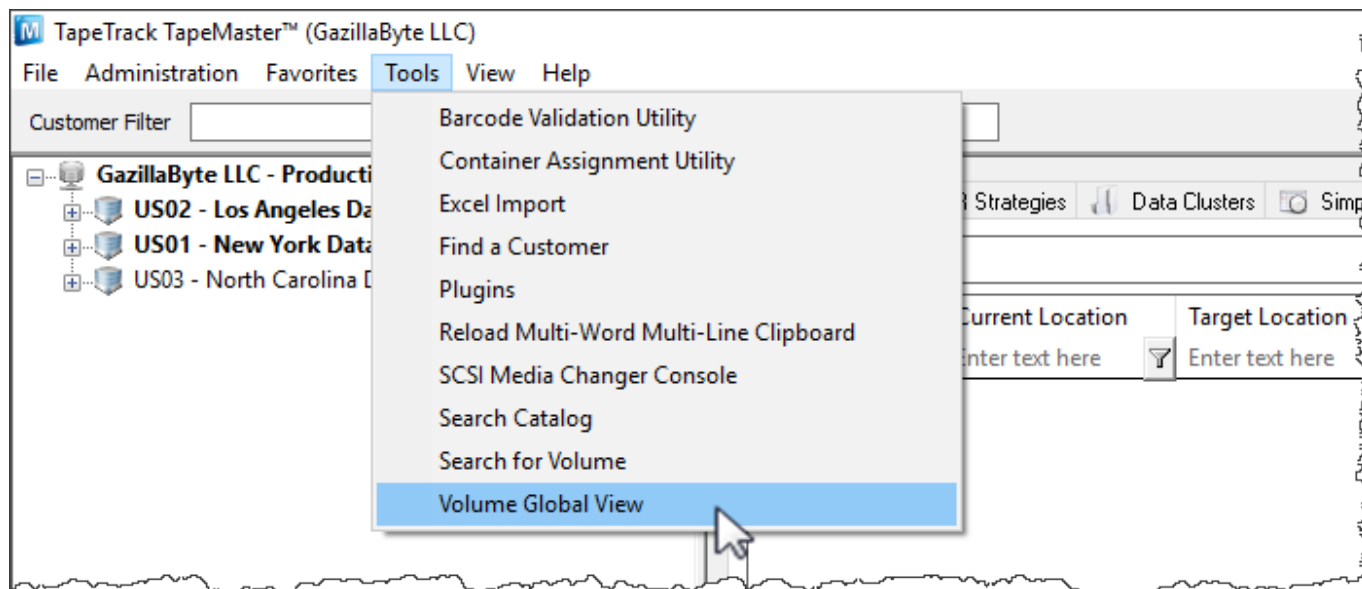


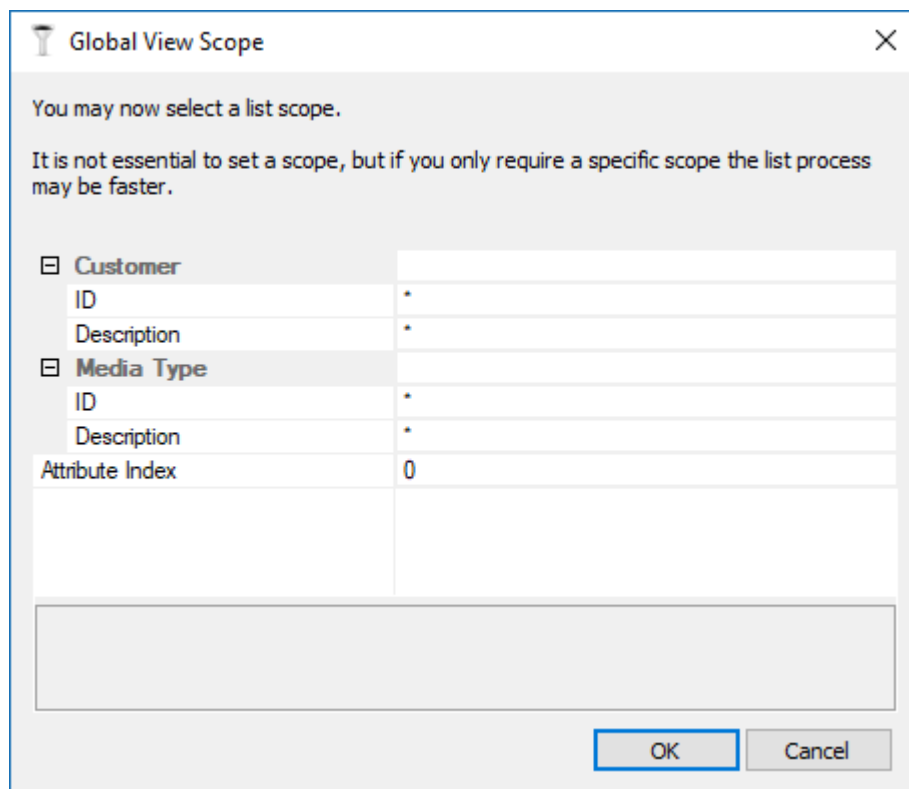
Volume Global View

Volume Global View allows you to view and/or search [volumes](#) across all [customers](#) and [media](#) types within the one report.

To open **Volume Global View** select from the main menu Tools → Volume Global View.



The **Global View Scope** window opens with wildcard (*) values for each search field by default which will include every [Volume](#) within TapeTrack in the report.



The output results can be focused at this stage if a more refined report is preferred by using [String Filters](#) on the [Customer ID](#) or [Customer Description](#) field and/or the [Media ID](#) or [Media Description](#) field. Only results that meet all filters used will be displayed.



Click OK to continue to the **Volume Global View**.

The left of the window displays:

- **Statistics**
 - Customer Total: Number of [Customer ID's](#)
 - Media Type Total: Number of unique Media types (Each Customers LTO media type counted as one type).
 - Repository Total: Number or unique Repositories (Each Customers OFFS repository type counted as one type).
 - Volume Total: Number of [Volumes](#) across all [Customer ID's](#) .
- **Customer Subtotals:** Total number of [Volumes](#) per [Customer ID](#).
- **Media Subtotals:** [Volume](#) subtotals grouped by Media type.
- **Repository Subtotals:** [Volume](#) subtotals grouped by Repository type.

The right of the widow displays the:

- [Volume ID](#)
- Description or [Extended Attribute](#)
- [Customer ID](#)
- [Customer Description](#)
- [Media ID](#)
- [Media Description](#)
- [Repository ID](#)
- [Repository Description](#)
- [Flags](#)
- Next Move Date
- Last Move Date
- Expiry Date
- Last Write Date
- Last Update - Time

- Last Update - User
- Last Update - Program

Volume Global View

Statistics		Volume	Description	ID	Customer	ID	Media
Customer Total	3	Enter ...	Enter text h...	E.	Enter text here	E	Enter text
Media Type Total	3	000000L6		US01	New York Data Center	359X	IBM 359x
Repository Total	3	000001JA		US01	New York Data Center	359X	IBM 359x
Volume Total	2741	000002JA		US01	New York Data Center	359X	IBM 359x
Customer Subtotals		000003JA		US01	New York Data Center	359X	IBM 359x
New York Data Center	2292	000004JA		US01	New York Data Center	359X	IBM 359x
North Carolina Data Center	124	000005JA		US01	New York Data Center	359X	IBM 359x
Los Angeles Data Center	325	000006JA		US01	New York Data Center	359X	IBM 359x
Media Subtotals		000007JA		US01	New York Data Center	359X	IBM 359x
CONT	28	000008JA		US01	New York Data Center	359X	IBM 359x
LTO	643	000009JA		US01	New York Data Center	359X	IBM 359x
359X	2070	000010JA		US01	New York Data Center	359X	IBM 359x
Repository Subtotals		000011JA		US01	New York Data Center	359X	IBM 359x
LIBR	1976	000012JA		US01	New York Data Center	359X	IBM 359x
OFFS	764	000013JA		US01	New York Data Center	359X	IBM 359x
INIT	1	000014JA		US01	New York Data Center	359X	IBM 359x
		000015JA		US01	New York Data Center	359X	IBM 359x
		000016JA		US01	New York Data Center	359X	IBM 359x

Displayed fields can be ordered by clicking on the field name and by using [String filters](#) in the fields under column headings. As the results are filtered both the Volume display and the subtotals on the left will be updated.

Volume Global View

Statistics		Volume	Description	ID	Customer	ID	Media
Customer Total	3	!(*JA)	?*	E.	Enter text here	E	Enter text
Media Type Total	1	000013L6	Tuesday Weekly	US01	New York Data Center	LTO	LTO Cartrig
Repository Total	2	AI0000	Copy multi	US01	New York Data Center	LTO	LTO Cartrig
Volume Total	33	AI0001	Irvine	US01	New York Data Center	LTO	LTO Cartrig
Customer Subtotals		AI0002	Irvine	US01	New York Data Center	LTO	LTO Cartrig
New York Data Center	30	AI0003	CatalogBackup	US01	New York Data Center	LTO	LTO Cartrig
North Carolina Data Center	1	AI0004	Irvine	US01	New York Data Center	LTO	LTO Cartrig
Los Angeles Data Center	2	AI0005	Irvine	US01	New York Data Center	LTO	LTO Cartrig
Media Subtotals		AI0006	Irvine	US01	New York Data Center	LTO	LTO Cartrig
LTO	33	AI0007	Scratch	US01	New York Data Center	LTO	LTO Cartrig
Repository Subtotals		AI0008	CatalogBackup	US01	New York Data Center	LTO	LTO Cartrig
LIBR	30	AI0009	Irvine	US01	New York Data Center	LTO	LTO Cartrig
OFFS	3	AI0010	Irvine	US01	New York Data Center	LTO	LTO Cartrig
		AI0011	Irvine	US01	New York Data Center	LTO	LTO Cartrig

Export

To export results from the Volume Global View, select the required volumes and right-click Export.

The screenshot shows the 'Volume Global View' interface. On the left, there is a 'Statistics' section with a table of subtotals. On the right, there is a main table of volumes with columns for Volume, Description, ID, Customer, ID, and Media. A mouse cursor is hovering over the 'Export' button, which has the keyboard shortcut 'Ctrl+E' next to it.

Customer Total	4
Media Type Total	2
Repository Total	2
Volume Total	1137

Customer Subtotals	
New York Data Center	20
North Carolina Data Center	1073
Los Angeles Data Center	20
Nashville Data Center	24

Media Subtotals	
CONT	9
LTO	1128

Repository Subtotals	
LIBR	27
OFFS	1110

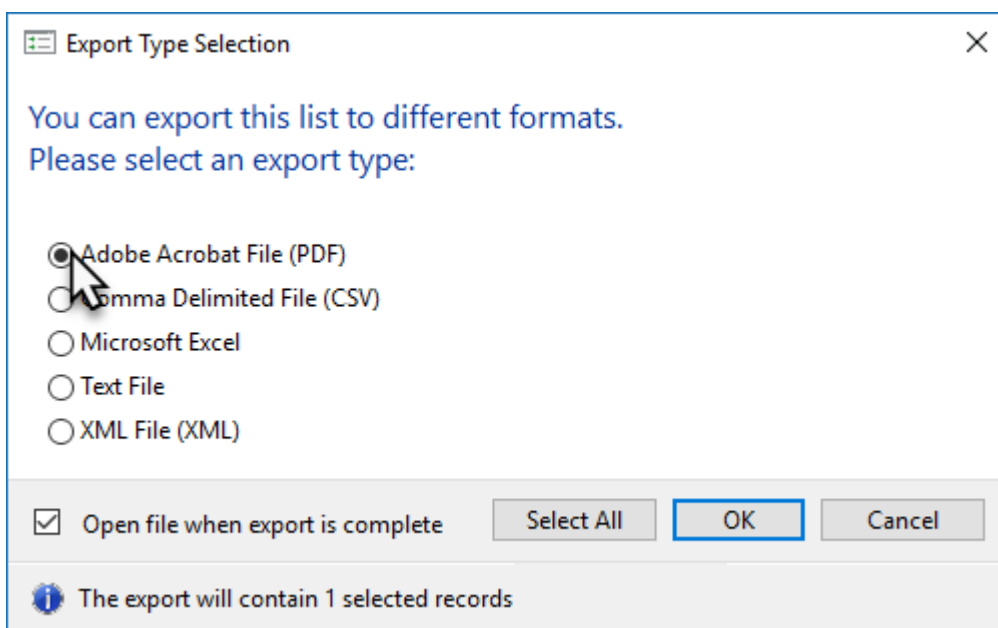
Volume	Description	ID	Customer	ID	Media
000001L6	US01	New York Data Center	LTO	LTO Cartridge	
000002L6	US01	New York Data Center	LTO	LTO Cartridge	
000003L6	US01	New York Data Center	LTO	LTO Cartridge	
000004L6	US01	New York Data Center	LTO	LTO Cartridge	
000005L6	US01	New York Data Center	LTO	LTO Cartridge	
000006L6	US01	New York Data Center	LTO	LTO Cartridge	
000007L6	US01	New York Data Center	LTO	LTO Cartridge	
000008L6	US01	New York Data Center	LTO	LTO Cartridge	
000009L6	US01	New York Data Center	LTO	LTO Cartridge	
000010L6	US01	New York Data Center	LTO	LTO Cartridge	
000011L6	US01	New York Data Center	LTO	LTO Cartridge	
000012L6	US01	New York Data Center	LTO	LTO Cartridge	
000013L6	US01	New York Data Center	LTO	LTO Cartridge	
000014L6	US01	New York Data Center	LTO	LTO Cartridge	
000015L6	US01	New York Data Center	LTO	LTO Cartridge	
000016L6	US01	New York Data Center	LTO	LTO Cartridge	
000017L6	US01	New York Data Center	LTO	LTO Cartridge	
000018L6	US01	New York Data Center	LTO	LTO Cartridge	
000019L6	US01	New York Data Center	LTO	LTO Cartridge	

Then select the output format from:

- Comma Delimited File (CSV)
- Microsoft Excel
- Text file
- XML File

Click Select All if you want to select all volumes for export. By default the **Open file when export is complete** is checked, uncheck if you do not want the file to open on export.

Click OK to export or Cancel to abort the process.



Click the X in the top right corner to exit.

From:
<https://rtfm.tapetrack.com/> - **TapeTrack Documentation**

Permanent link:
https://rtfm.tapetrack.com/master/tools_global_view?rev=1548889176

Last update: **2025/01/21 22:07**

