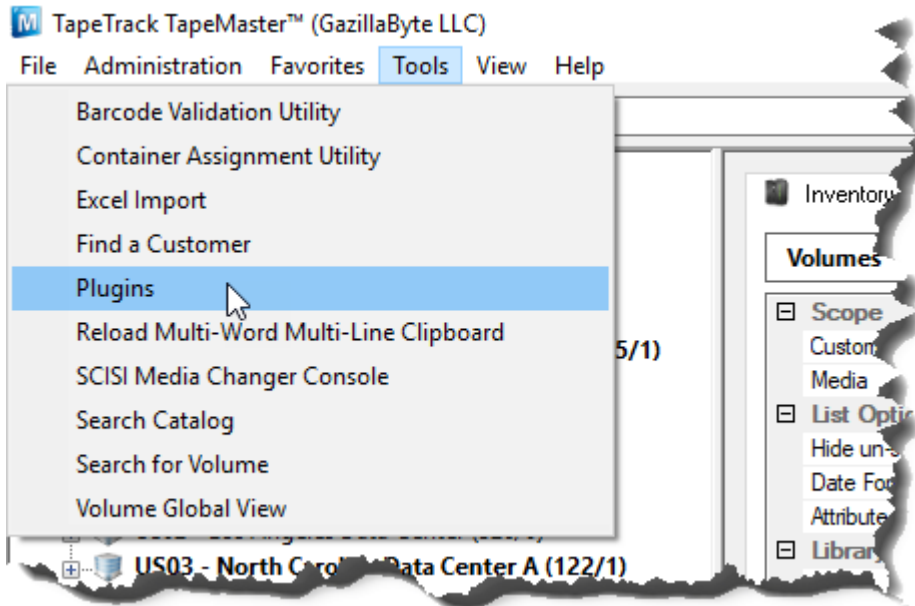


Plugins

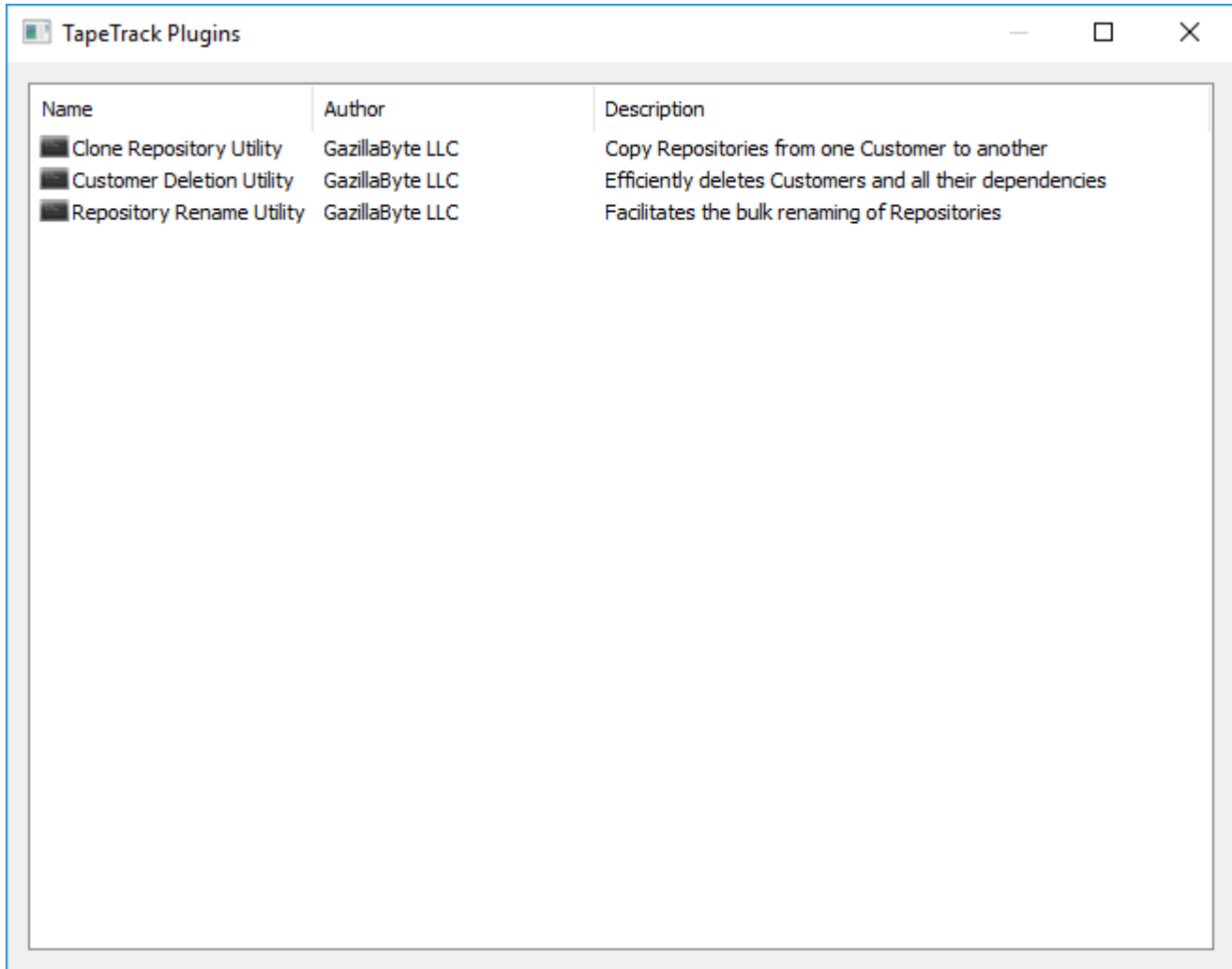
The **Plugins** window under the Tools menu displays a list of plugins currently installed in TapeTrack.



There are three built-in plugins that come with each TapeMaster install. They are:

- [Clone Repository Utility](#): Duplicates a Repository and puts it in another Customer.
- [Customer Deletion Utility](#): Will delete a Customer and all of the Media Types, Repositories, and Volumes.
- [Repository Rename Utility](#): Will change a Repository-ID and move all Volumes from the old Repository-ID to the new one.

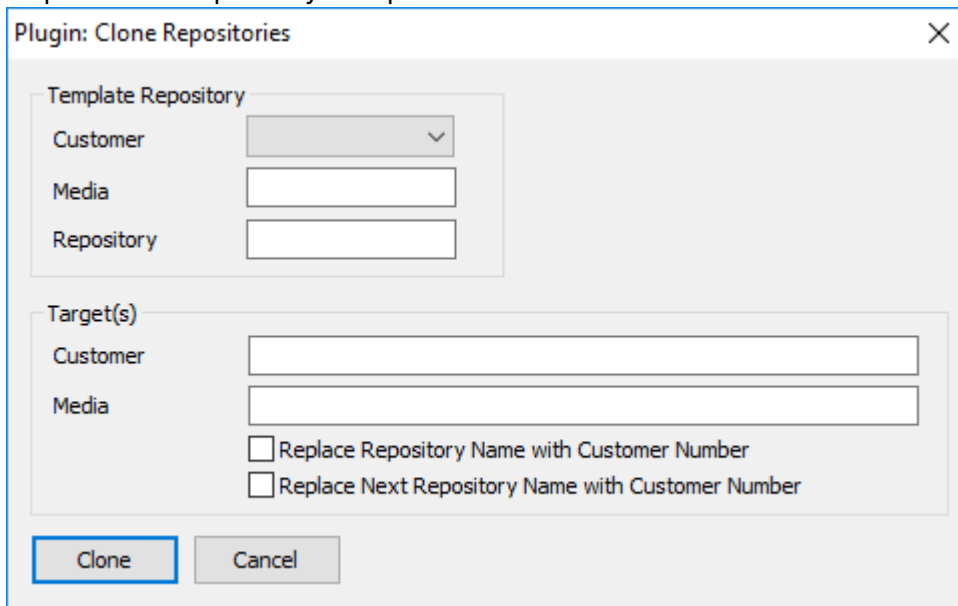
To run a plugin, double-click it.



Name	Author	Description
Clone Repository Utility	GazillaByte LLC	Copy Repositories from one Customer to another
Customer Deletion Utility	GazillaByte LLC	Efficiently deletes Customers and all their dependencies
Repository Rename Utility	GazillaByte LLC	Facilitates the bulk renaming of Repositories

Clone Repository Utility

Duplicates a Repository and puts it in another Customer.



Plugin: Clone Repositories

Template Repository

Customer

Media

Repository

Target(s)

Customer

Media

Replace Repository Name with Customer Number

Replace Next Repository Name with Customer Number

Template Repository

- **Customer:** Enter the Customer you want to clone the Repository from.
- **Media:** Enter the Media type to duplicate.
- **Repository:** Enter the Repository-ID.

Target(S)

- **Customer:** Enter the Customer you want to clone the Repository to.
- **Media:** Enter the Media type that will be duplicated.

Customer Deletion Utility

Repository Rename Utility

From:

<https://rtfm.tapetrack.com/> - **TapeTrack Documentation**

Permanent link:

https://rtfm.tapetrack.com/master/tools_plugins?rev=1504208369

Last update: **2025/01/21 22:07**

