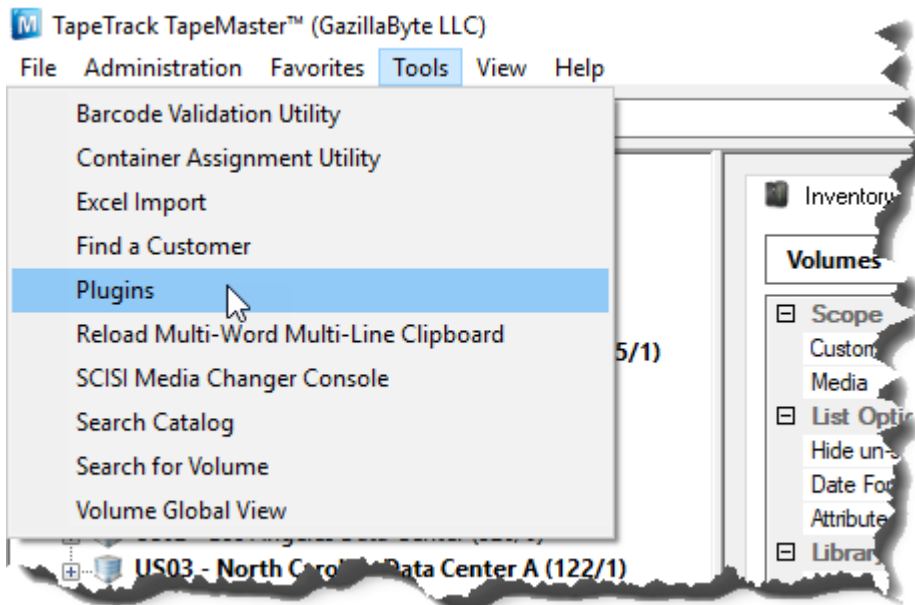


Plugins

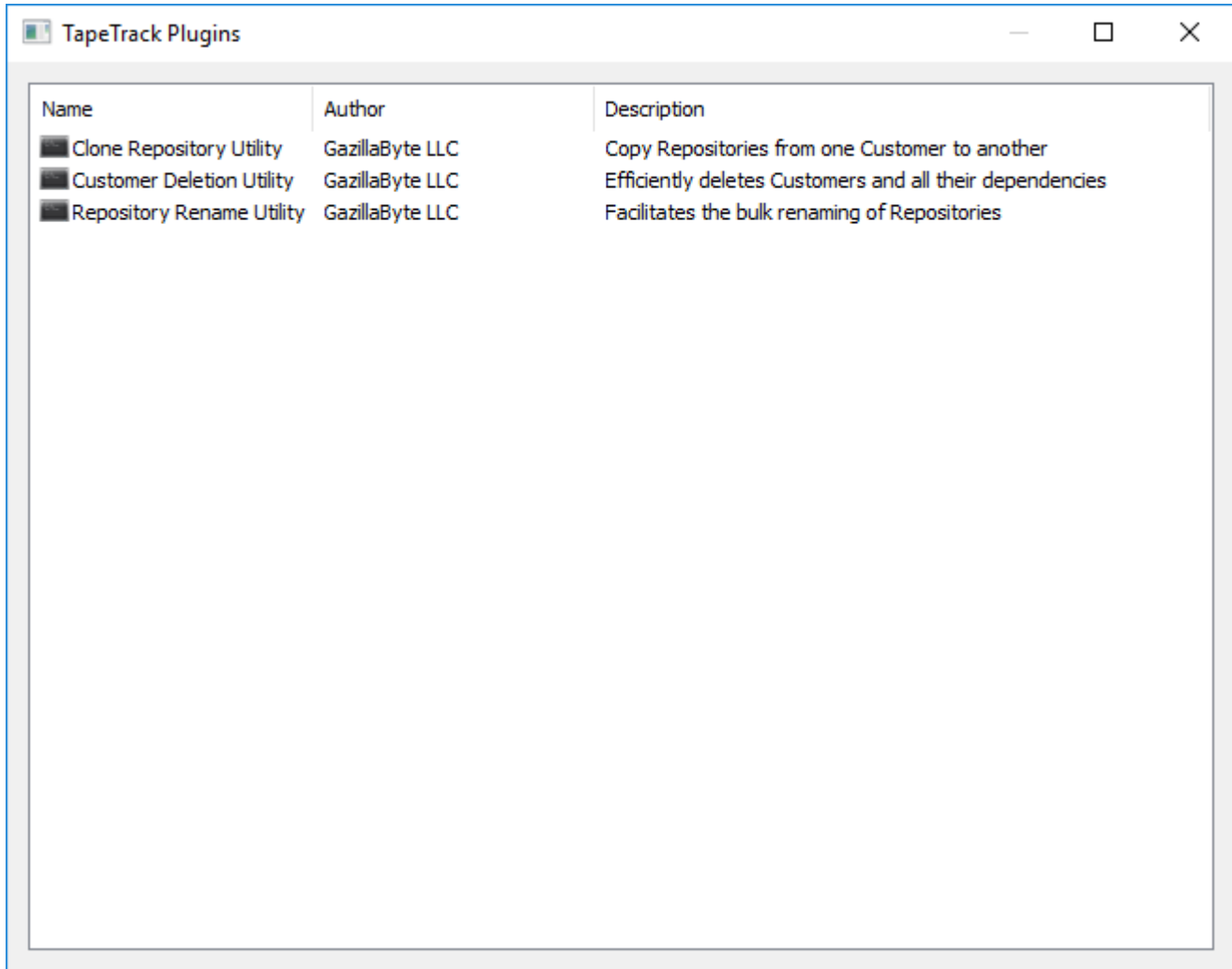
The **Plugins** window under the Tools menu displays a list of plugins currently installed in TapeTrack.



There are three built-in plugins that come with each TapeMaster install. They are:

- [Clone Repository Utility](#): Duplicates a Repository and puts it in another Customer.
- [Customer Deletion Utility](#): Will delete a Customer and all of the Media Types, Repositories, and Volumes.
- [Repository Rename Utility](#): Will change a Repository-ID and move all Volumes from the old Repository-ID to the new one.

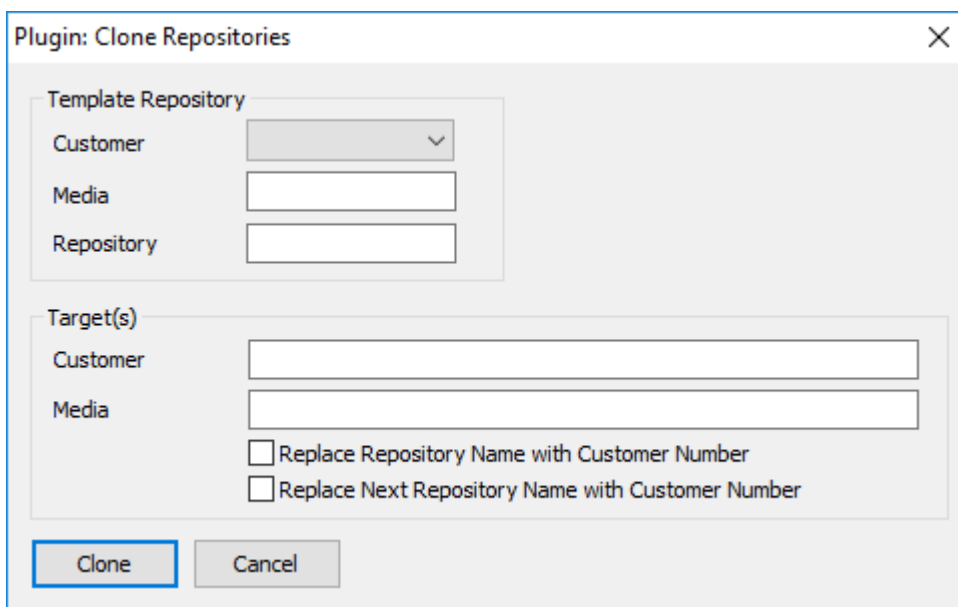
To run a plugin, double-click it.



Name	Author	Description
Clone Repository Utility	GazillaByte LLC	Copy Repositories from one Customer to another
Customer Deletion Utility	GazillaByte LLC	Efficiently deletes Customers and all their dependencies
Repository Rename Utility	GazillaByte LLC	Facilitates the bulk renaming of Repositories

Clone Repository Utility

Duplicates a Repository and puts it in another Customer.



Plugin: Clone Repositories

Template Repository

Customer

Media

Repository

Target(s)

Customer

Media

Replace Repository Name with Customer Number

Replace Next Repository Name with Customer Number

Template Repository

- **Customer:** Enter the Customer you want to clone the Repository from.
- **Media:** Enter the Media type to duplicate.
- **Repository:** Enter the Repository-ID.

Target(S)

- **Customer:** Enter the Customer you want to clone the Repository to.
- **Media:** Enter the Media type that will be duplicated.

When you have finished filling in the details click Clone to complete.

Customer Deletion Utility

The screenshot shows a window titled "Plugin: Delete Customers" with a close button in the top right. The main area contains the following text:

Please select the Customers that you wish to delete.
Once selected then click the 'Delete Selected' button.
This Plugin will then delete the Customer and all of its child records.

Customer	Volumes	Moves
<input type="checkbox"/> Colorado Data	27	6
<input type="checkbox"/> Colorado Springs Data Center	51,685	1
<input checked="" type="checkbox"/> Los Angeles Data Center	326	0
<input type="checkbox"/> New Jersey Data Center	3	0
<input type="checkbox"/> New York Data Center		
<input type="checkbox"/> North Carolina Data Center		
<input type="checkbox"/> North Dakota Data Center		
<input type="checkbox"/> Sydney Data Center		

A "Deletion Warning" dialog box is overlaid on the table, containing a question mark icon and the text: "You have selected 1 Customers to be deleted. Are you sure you want to delete the selected Customers?". The dialog has "Yes" and "No" buttons, with a mouse cursor pointing to the "Yes" button.

At the bottom of the main window, there are two buttons: "Delete Selected" and "Cancel".

Repository Rename Utility

From:

<https://rtfm.tapetrack.com/> - **TapeTrack Documentation**

Permanent link:

https://rtfm.tapetrack.com/master/tools_plugins?rev=1504209444

Last update: **2025/01/21 22:07**

