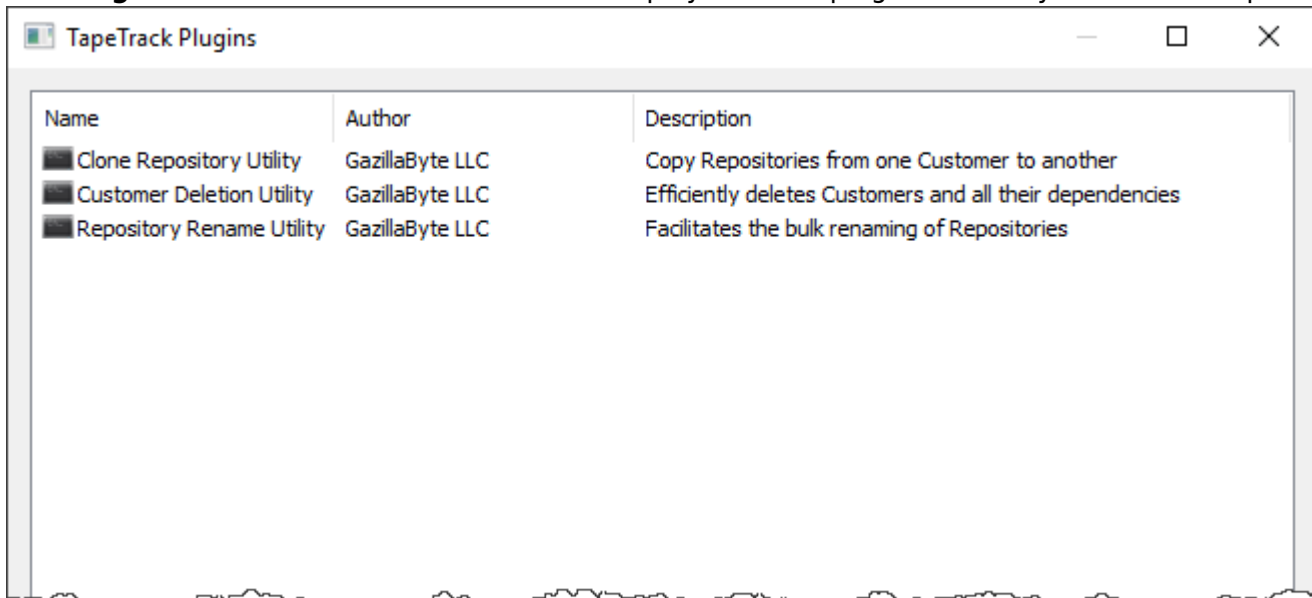


Plugins



Only Users with TapeMaster rights will be able to perform tasks with the Plugin tool.

The **Plugins** window under the Tools menu displays a list of plugins currently installed in TapeTrack.

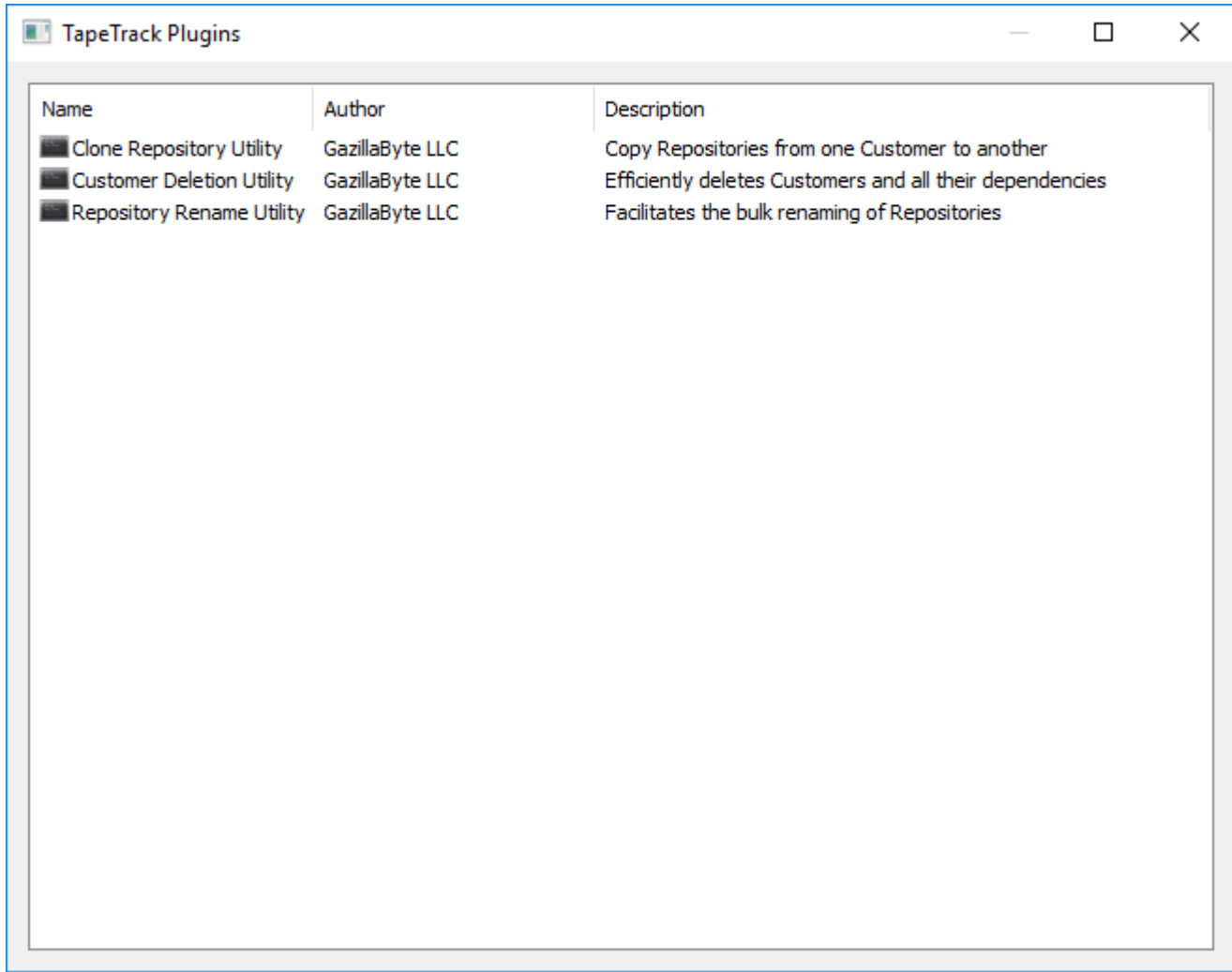


Name	Author	Description
Clone Repository Utility	GazillaByte LLC	Copy Repositories from one Customer to another
Customer Deletion Utility	GazillaByte LLC	Efficiently deletes Customers and all their dependencies
Repository Rename Utility	GazillaByte LLC	Facilitates the bulk renaming of Repositories

There are three built-in plugins that come with each TapeMaster install. They are:

- [Clone Repository Utility](#): Duplicates a Repository and puts it in another Customer.
- [Customer Deletion Utility](#): Will delete a Customer and all of the Media Types, Repositories, and Volumes.
- [Repository Rename Utility](#): Will change a Repository-ID and move all Volumes from the old Repository-ID to the new one.

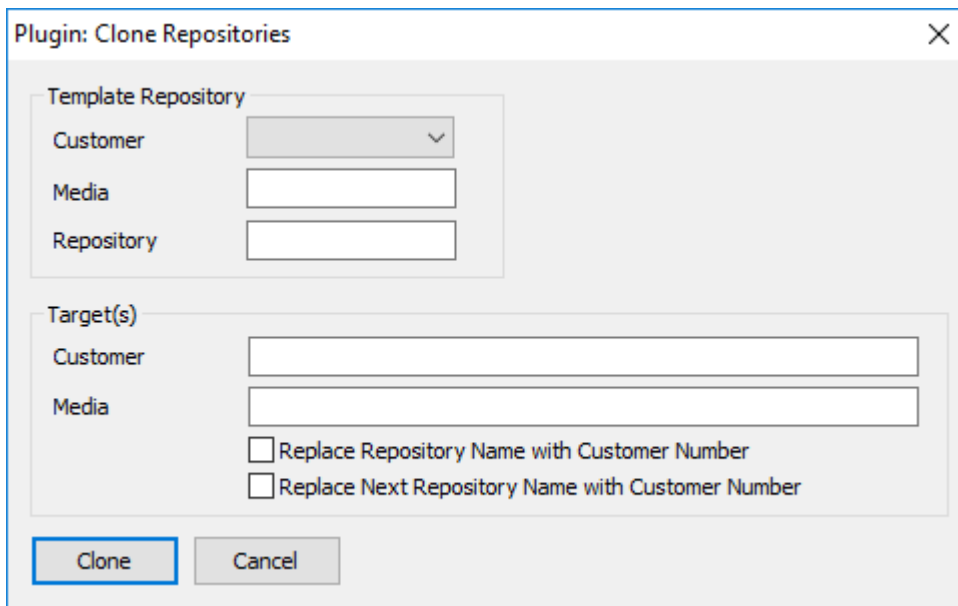
To run a plugin, double-click it.



Name	Author	Description
Clone Repository Utility	GazillaByte LLC	Copy Repositories from one Customer to another
Customer Deletion Utility	GazillaByte LLC	Efficiently deletes Customers and all their dependencies
Repository Rename Utility	GazillaByte LLC	Facilitates the bulk renaming of Repositories

Clone Repository Utility

Duplicates a Repository and puts it in another Customer.



Plugin: Clone Repositories

Template Repository

Customer: [Dropdown]

Media: [Text Box]

Repository: [Text Box]

Target(s)

Customer: [Text Box]

Media: [Text Box]

Replace Repository Name with Customer Number

Replace Next Repository Name with Customer Number

Clone Cancel

Template Repository

- **Customer:** Enter the Customer you want to clone the Repository from.
- **Media:** Enter the Media type to duplicate.
- **Repository:** Enter the Repository-ID.

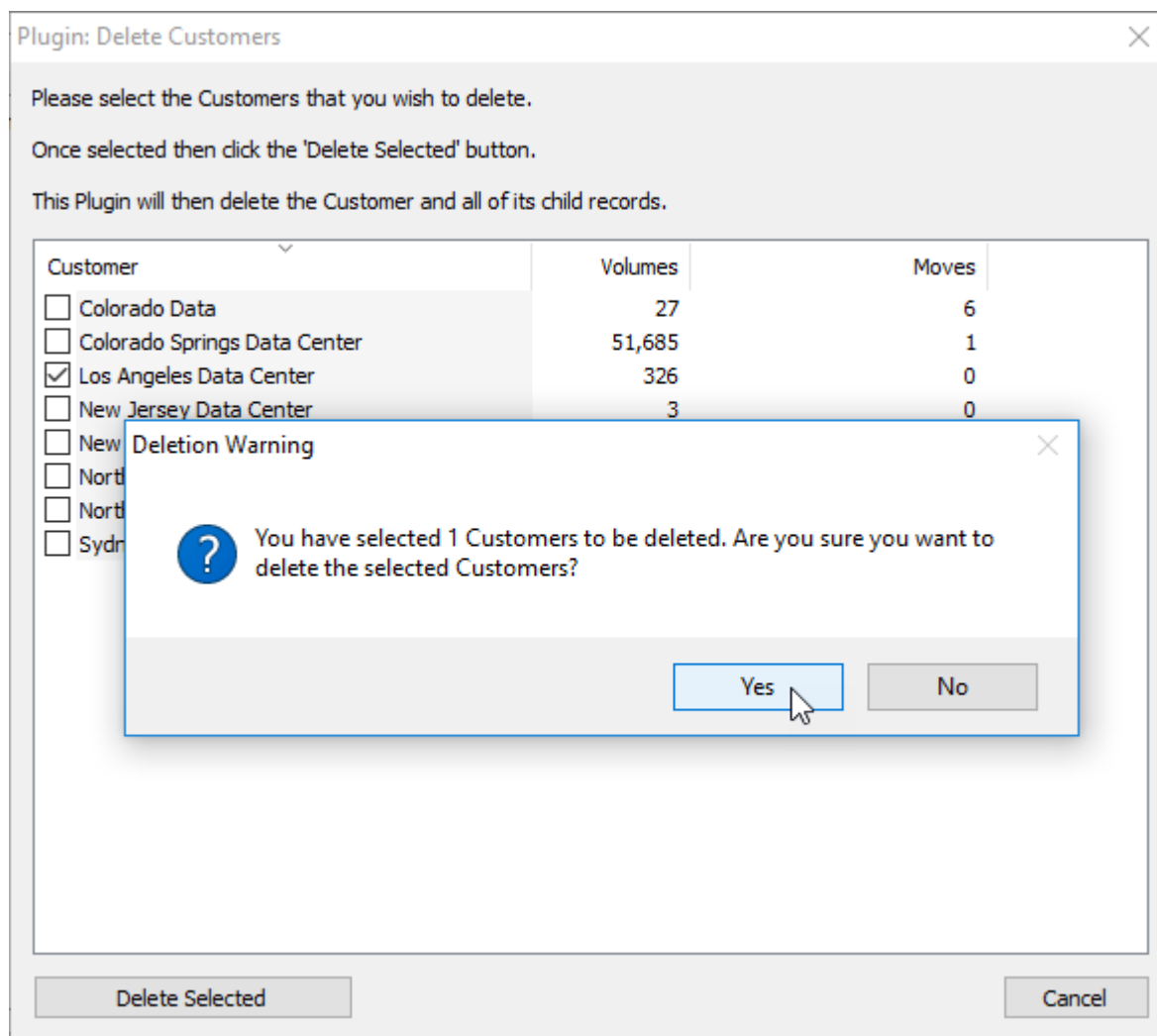
Target

- **Customer:** Enter the Customer you want to clone the Repository to.
- **Media:** Enter the Media type that will be duplicated.

When you have finished filling in the details click Clone to complete.

Customer Deletion Utility

The Customer Deletion Utility will delete the selected Customer along with all its dependencies.



Repository Rename Utility

The Repository Rename Utility will change a Repository-ID and move all Volumes from the old Repository-ID to the new one.

Plugin: Rename Repository

This Plugin will allow you to rename an existing Repository by:

- (1) Creating a new Repository with the same attributes as the old
- (2) Moving all Volumes from the old Repository to the new
- (3) Optionally deleting the old Repository.

Property	Value
Customer-ID Filter	*
Media-ID Filter	*
Source Repository-ID	
Target Repository-ID	
Output Log Folder	
Delete Source Repository	False
Move Volumes to Target	False
Rename NEXT Repository	False

When you have finished

filling in the details click Rename to complete.

From: <https://rtfm.tapetrack.com/> - **TapeTrack Documentation**

Permanent link: https://rtfm.tapetrack.com/master/tools_plugins?rev=1506045773

Last update: **2025/01/21 22:07**

