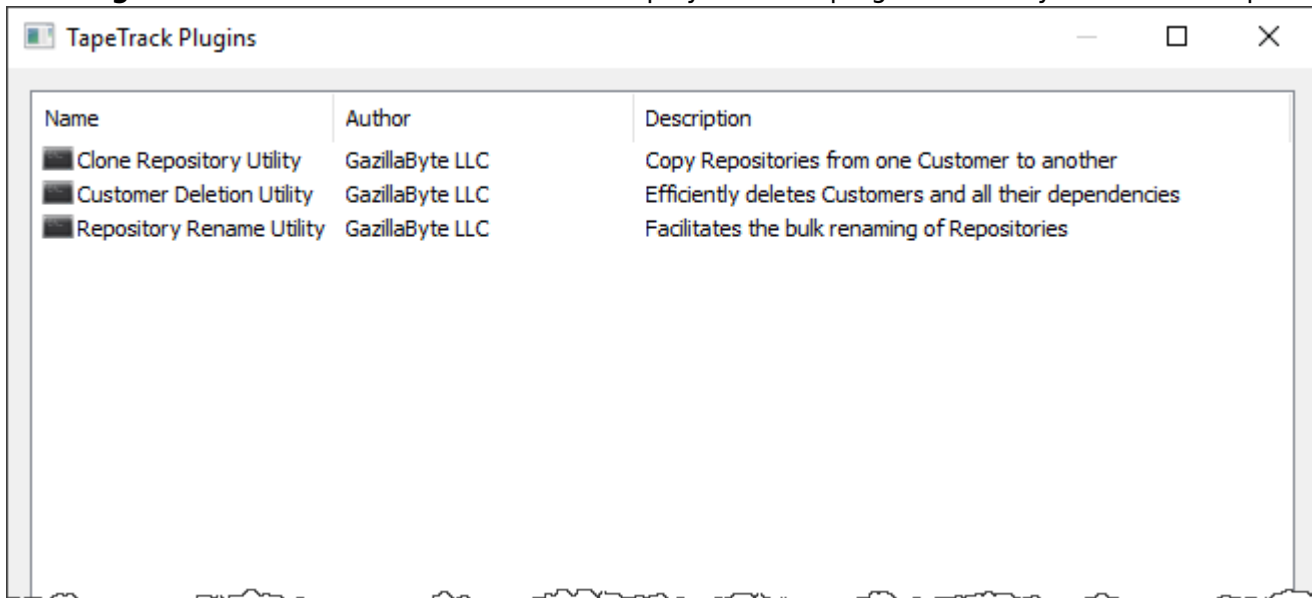


Plugins



Only Users with TapeMaster rights will be able to perform tasks with the Plugin tool.

The **Plugins** window under the Tools menu displays a list of plugins currently installed in TapeTrack.

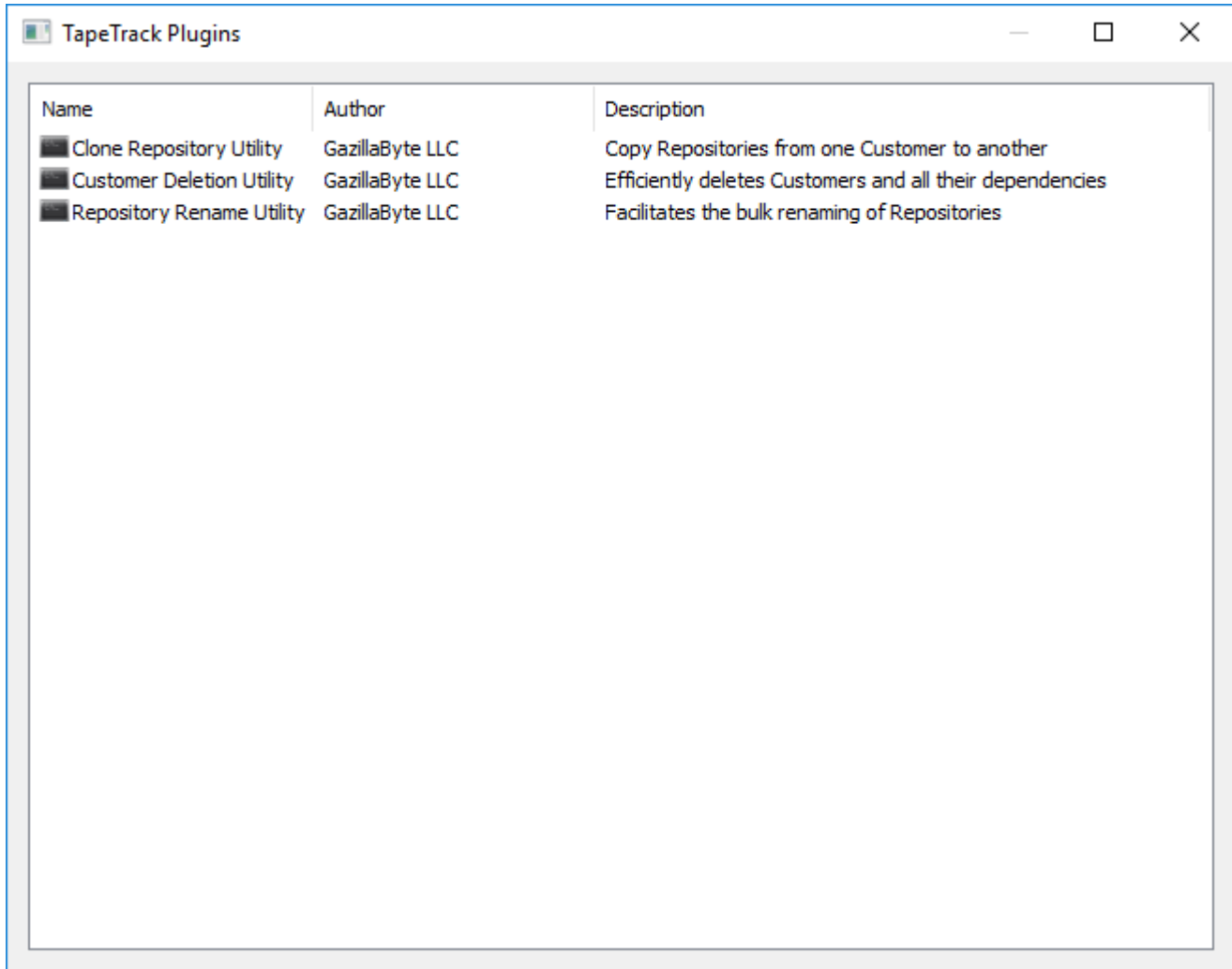


| Name | Author | Description |
|---------------------------|-----------------|--|
| Clone Repository Utility | GazillaByte LLC | Copy Repositories from one Customer to another |
| Customer Deletion Utility | GazillaByte LLC | Efficiently deletes Customers and all their dependencies |
| Repository Rename Utility | GazillaByte LLC | Facilitates the bulk renaming of Repositories |

There are three built-in plugins that come with each TapeMaster install. They are:

- [Clone Repository Utility](#): Duplicates a Repository and puts it in another Customer.
- [Customer Deletion Utility](#): Will delete a Customer and all of the Media Types, Repositories, and Volumes.
- [Repository Rename Utility](#): Will change a Repository-ID and move all Volumes from the old Repository-ID to the new one.

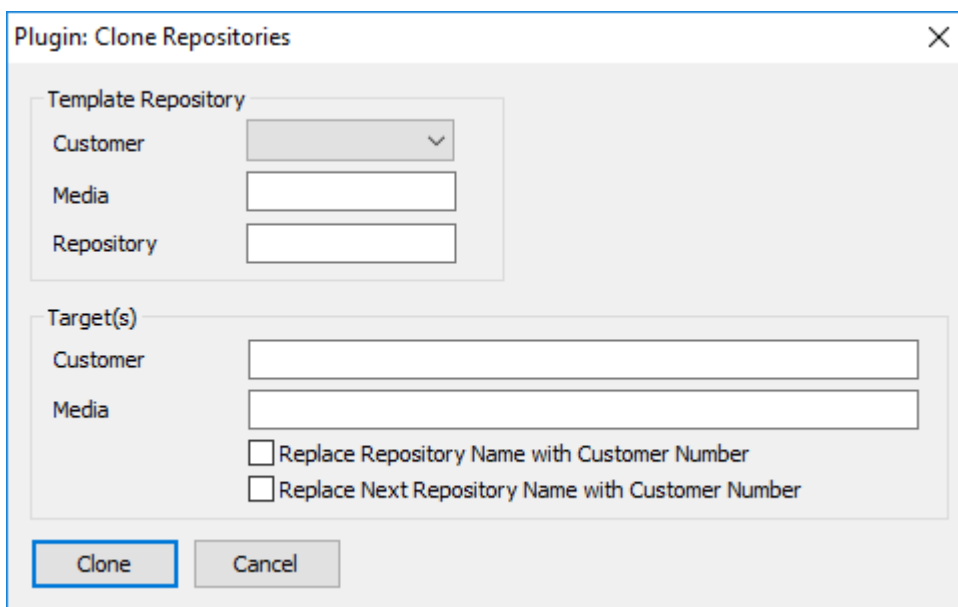
To run a plugin, double-click it.



| Name | Author | Description |
|---------------------------|-----------------|--|
| Clone Repository Utility | GazillaByte LLC | Copy Repositories from one Customer to another |
| Customer Deletion Utility | GazillaByte LLC | Efficiently deletes Customers and all their dependencies |
| Repository Rename Utility | GazillaByte LLC | Facilitates the bulk renaming of Repositories |

Clone Repository Utility

Duplicates a Repository and puts it in another Customer.



Plugin: Clone Repositories

Template Repository

Customer

Media

Repository

Target(s)

Customer

Media

Replace Repository Name with Customer Number

Replace Next Repository Name with Customer Number

Template Repository

- **Customer:** Enter the Customer you want to clone the Repository from.
- **Media:** Enter the Media type to duplicate.
- **Repository:** Enter the Repository-ID.

Target

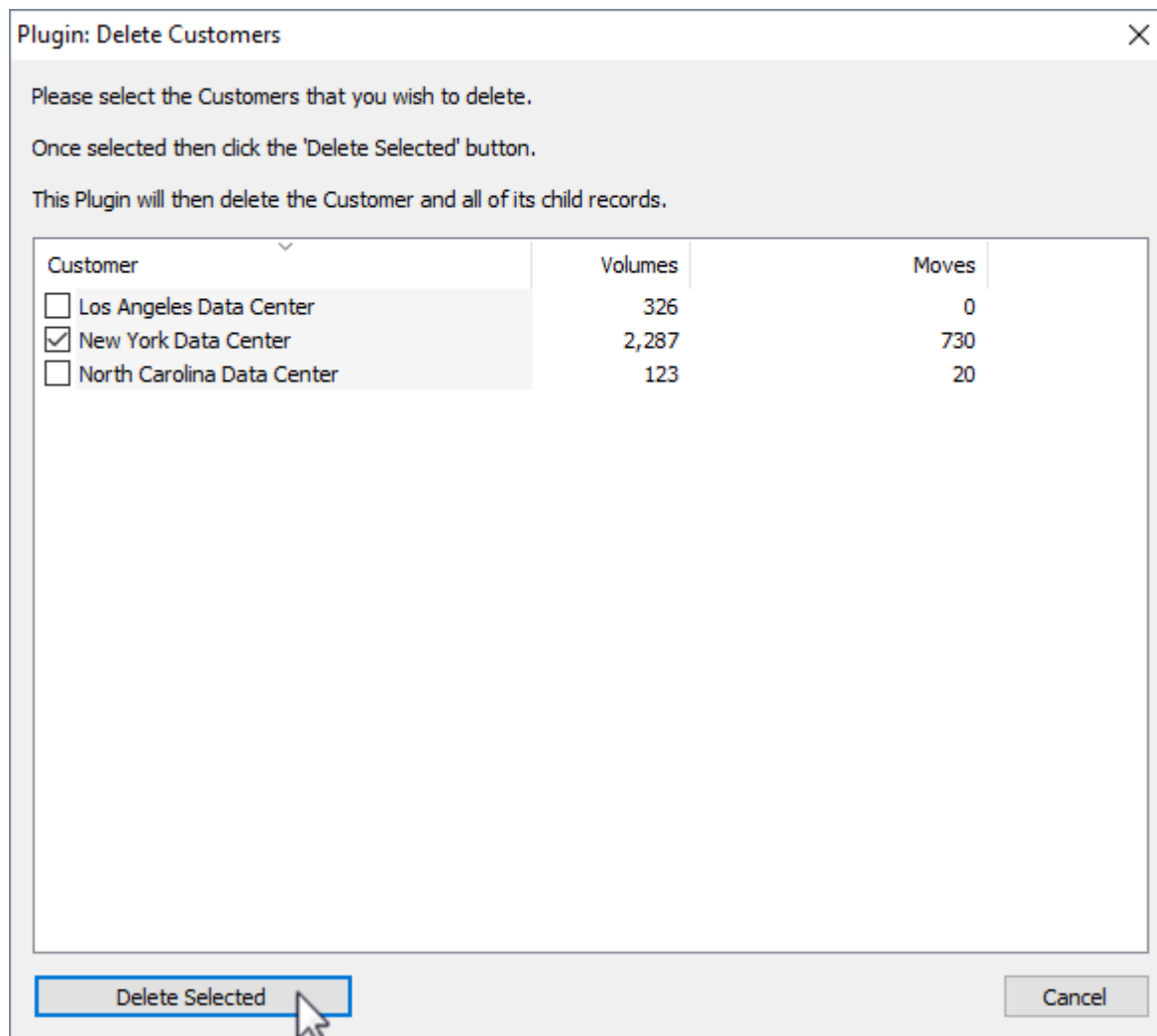
- **Customer:** Enter the Customer you want to clone the Repository to.
- **Media:** Enter the Media type that will be duplicated.

When you have finished filling in the details click Clone to complete.

Customer Deletion Utility

The Customer Deletion Utility will delete the selected Customer along with all its dependencies.

Select the required customer/s you want to delete via the checkboxes and click Delete Selected and Yes on the conformation popup.



Repository Rename Utility

The Repository Rename Utility will change a Repository-ID and move all Volumes from the old Repository-ID to the new one.

Plugin: Rename Repository

This Plugin will allow you to rename an existing Repository by:

- (1) Creating a new Repository with the same attributes as the old
- (2) Moving all Volumes from the old Repository to the new
- (3) Optionally deleting the old Repository.

| Property | Value |
|--------------------------|-----------------------------------|
| Customer-ID Filter | US01 |
| Media-ID Filter | LTO |
| Source Repository-ID | LIB |
| Target Repository-ID | LIBR |
| Output Log Folder | C:\Program Files\TapeTrack |
| Delete Source Repository | True |
| Move Volumes to Target | True |
| Rename NEXT Repository | True |

When you have finished filling in the details click Rename and Yes on the conformation popup to complete.

From: <https://rtfm.tapetrack.com/> - **TapeTrack Documentation**

Permanent link: https://rtfm.tapetrack.com/master/tools_plugins?rev=1506048506

Last update: **2025/01/21 22:07**

