

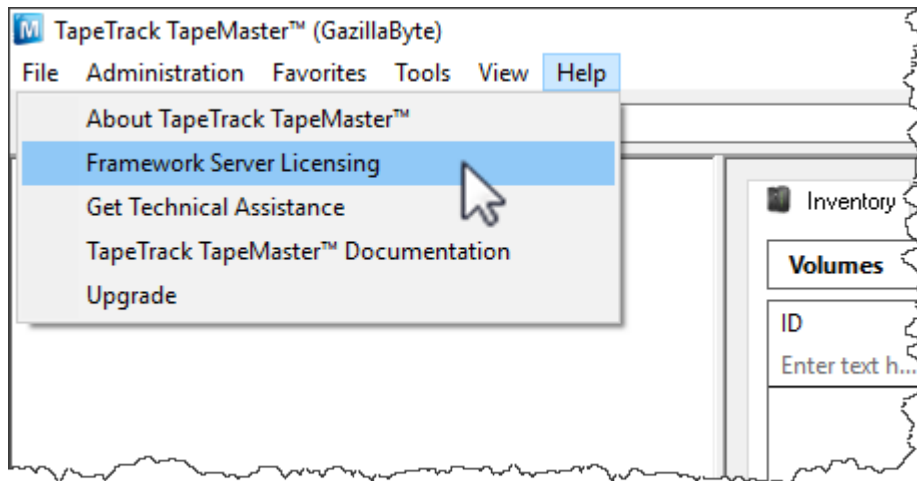
90 Day Trial License

A 90 day trial license allows a fully functional installation of TapeTrack to evaluate the software to ensure it is the correct tool to manage your backup volumes.

To Upgrade your free license to a 90 day trial license:

While logged to in TapeMaster as [tapemaster](#), or [user-ID with tapemaster rights](#)

From the menu click Help → Framework Server Licensing



If the menu option **Framework Server Licensing** is grayed out and inaccessible, you do not have sufficient privileges (tapemaster rights) to alter the software license

In the TapeTrack License window change the default values to your preferred details:

Server Details

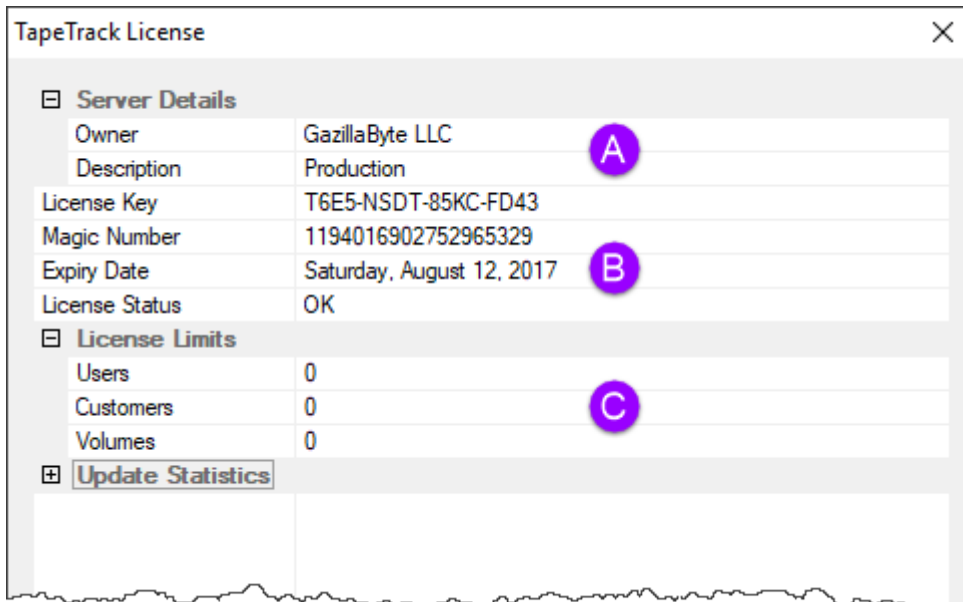
Change Owner (A) from ACME Corp to your company name (e.g. **GazillaByte LLC**)

Change description (A) value to something more relevant (e.g. **Production**)

Set Expiry Date (B) to new expiry (e.g. 90 days from today)

License Limits

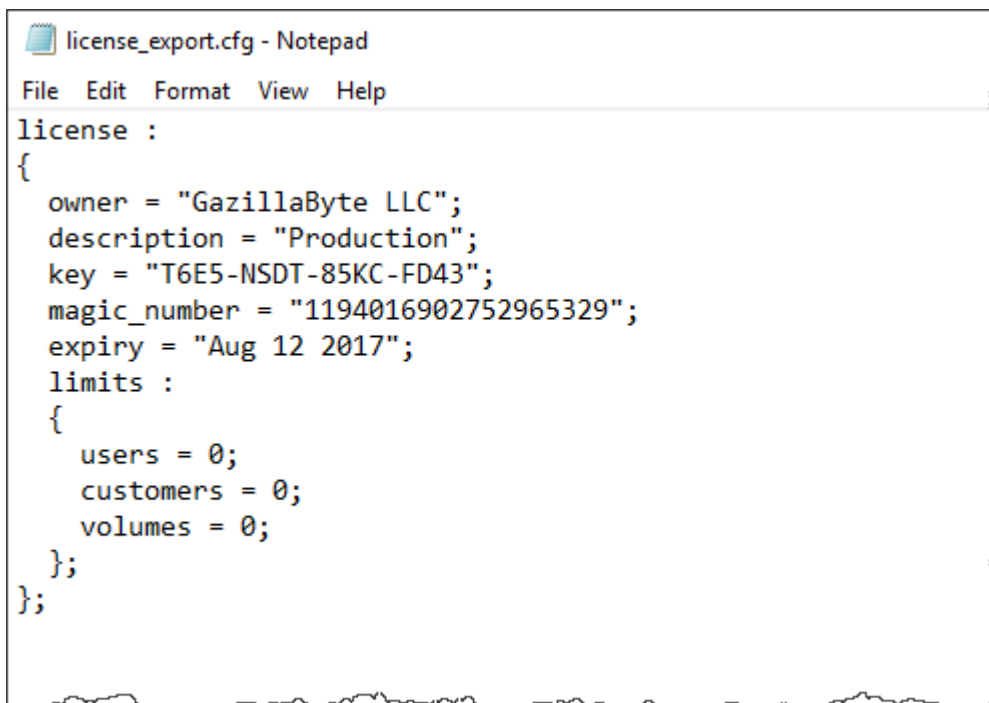
Change Volumes (C) to desired number (0 = unlimited)



Exporting License

Once all changes have been made, click **Apply license changes** and **Export license** to a file to export updated license file to a known name (e.g. license_export.cfg) and location.

Check the information in the config file (license_export.cfg) by opening in Notepad or similar text editor and check all information has been updated and is correct. If it is not correct, delete the file and repeat the above steps with correct information.



Forward this file to support@gazillabyte.com with a subject indicating that you require a new license key. Once a new key has been cut you will receive a new license config file with instructions for installation.

From:
<https://rtfm.tapetrack.com/> - **TapeTrack Documentation**

Permanent link:
https://rtfm.tapetrack.com/master/trial_license?rev=1534731784

Last update: **2025/01/21 22:07**

