

90 Day Trial License


A 90 day trial license allows a fully functional installation of TapeTrack to evaluate the software to ensure it is the correct tool to manage your backup volumes.

The process of upgrading to a 90 day trial license involves:

- Altering the license values through TapeMaster
- Exporting the updated license file to GazillaByte to have a new license key cut
- Installing the new license config file (when received) containing your new license key.

To Upgrade your free license to a 90 day trial license:

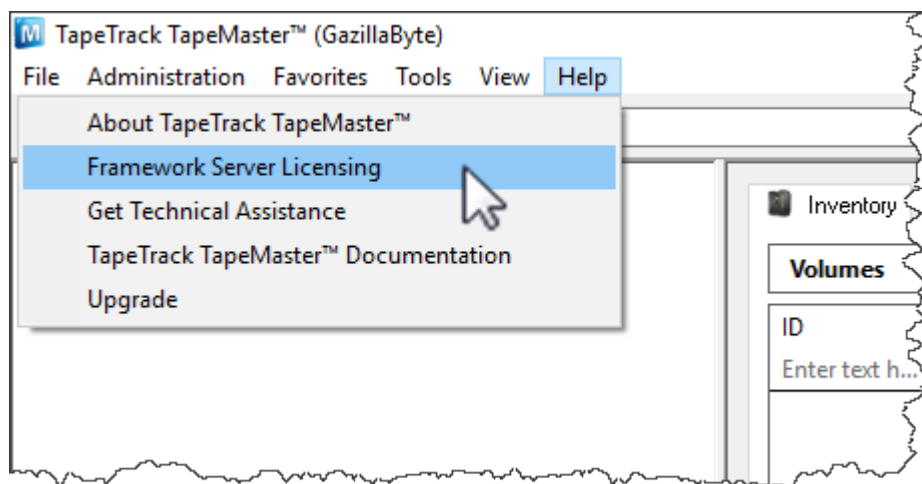
This video is intended as a companion to the instructions.



Best results are obtained by reading the instructions and then viewing the implementation of the process via the video

While logged to in TapeMaster as [tapemaster](#), or [user-ID with tapemaster rights](#)

From the menu click Help → Framework Server Licensing



If the menu option **Framework Server Licensing** is grayed out and inaccessible, you do not have sufficient privileges (tapemaster rights) to alter the software license



Update License Details

In the TapeTrack License window change the default values to your preferred details:

Server Details

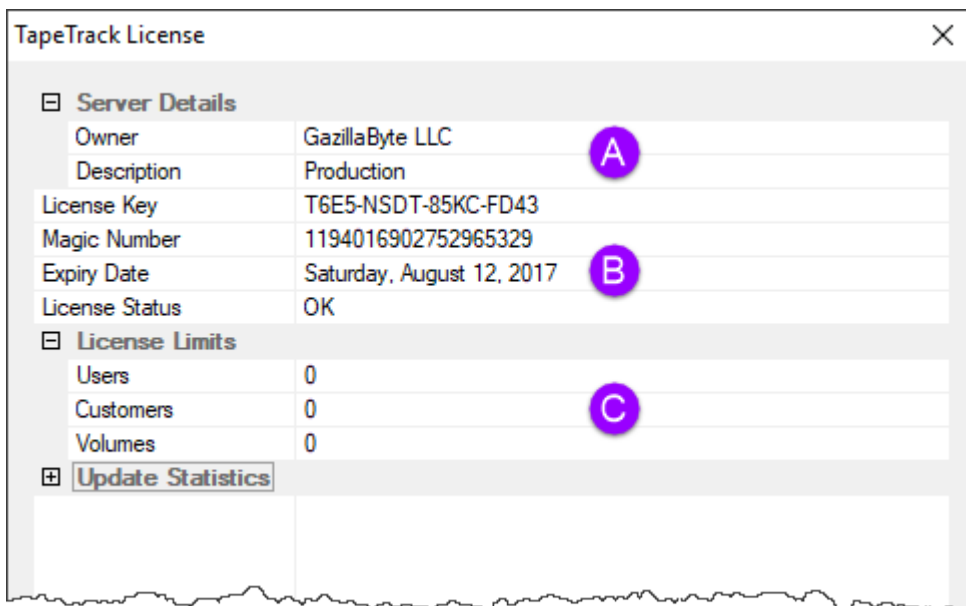
Change Owner (A) from ACME Corp to your company name (e.g. **GazillaByte LLC**)

Change description (A) value to something more relevant (e.g. **Production**)

Set Expiry Date (B) to new expiry (e.g. 90 days from today)

License Limits

Change Volumes (C) to desired number (0 = unlimited)



Exporting License

Once all changes have been made, click **Apply license changes** and **Export license** to a file to export updated license file with a known name (e.g. license_export.cfg) and location.

Check the information in the config file (license_export.cfg) by opening in Notepad or similar text editor and check all information has been updated and is correct. If it is not correct, delete the file and repeat the above steps with correct information.

```
license_export.cfg - Notepad
File Edit Format View Help
license :
{
  owner = "GazillaByte LLC";
  description = "Production";
  key = "T6E5-NSDT-85KC-FD43";
  magic_number = "1194016902752965329";
  expiry = "Aug 12 2017";
  limits :
  {
    users = 0;
    customers = 0;
    volumes = 0;
  };
};
```

Enable Temporary License

From the TapeTrack License window, click on Get Temporary License to temporarily extend the expiry date until you install the new license key. The License Status should now display OK.

Click OK to close the TapeTrack License window.

Forward License

Forward the exported license file to support@gazillabyte.com with a subject indicating that you require a new license key. Once a new key has been cut you will receive a new license config file with instructions for importation.

From:

<https://rtfm.tapetrack.com/> - **TapeTrack Documentation**

Permanent link:

https://rtfm.tapetrack.com/master/trial_license?rev=1574895686

Last update: **2025/01/21 22:07**

