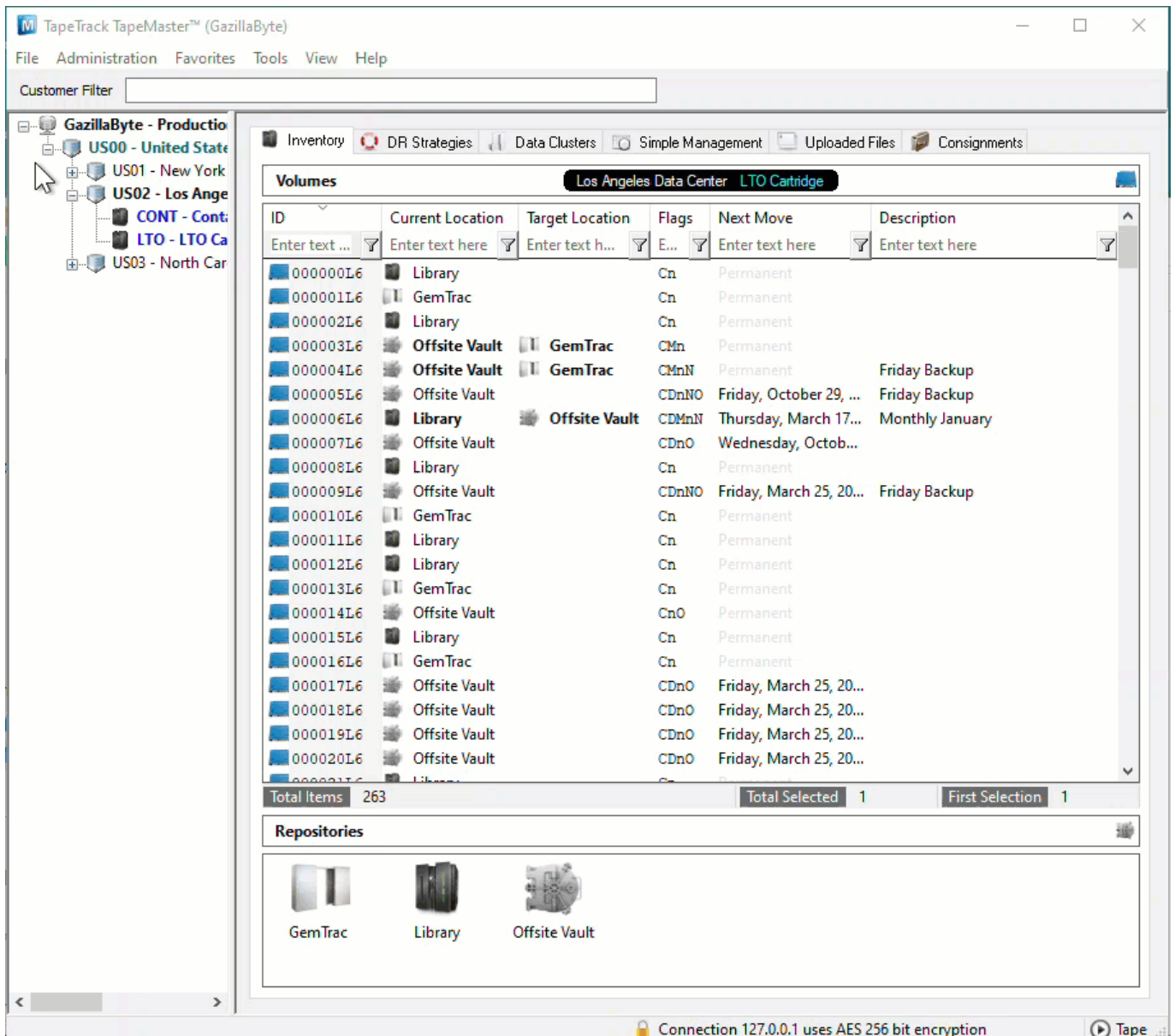


Date Aging - Last Audit Fail

Displays a table and bar graph of selected **Volumes** last audit fail date.

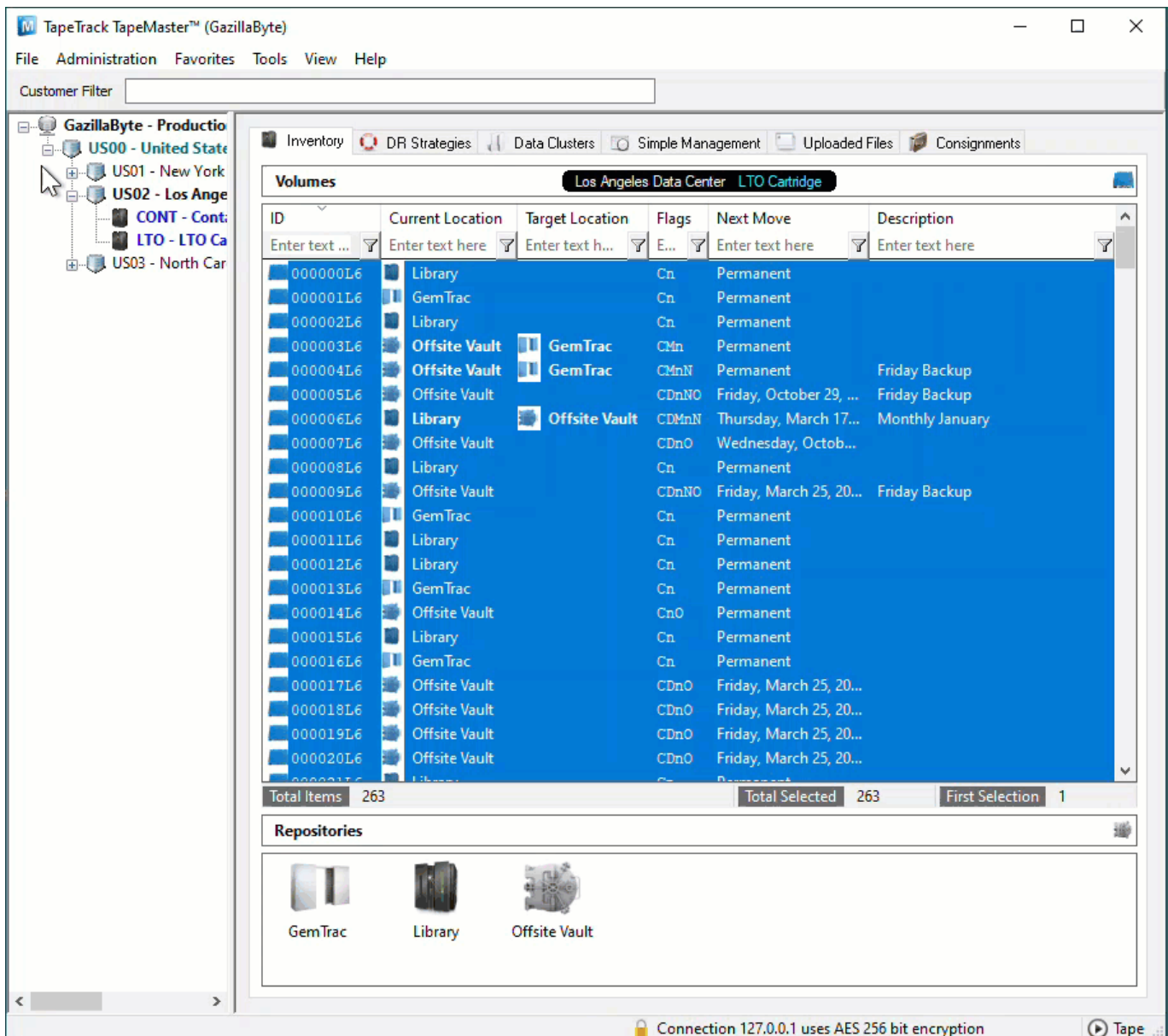
Selecting Volumes for Display

Select all **Volumes** by right-clicking in the Inventory window and select **Select→All**, or using **shift+click** and/or **control+click** select the range of **Volumes** required.

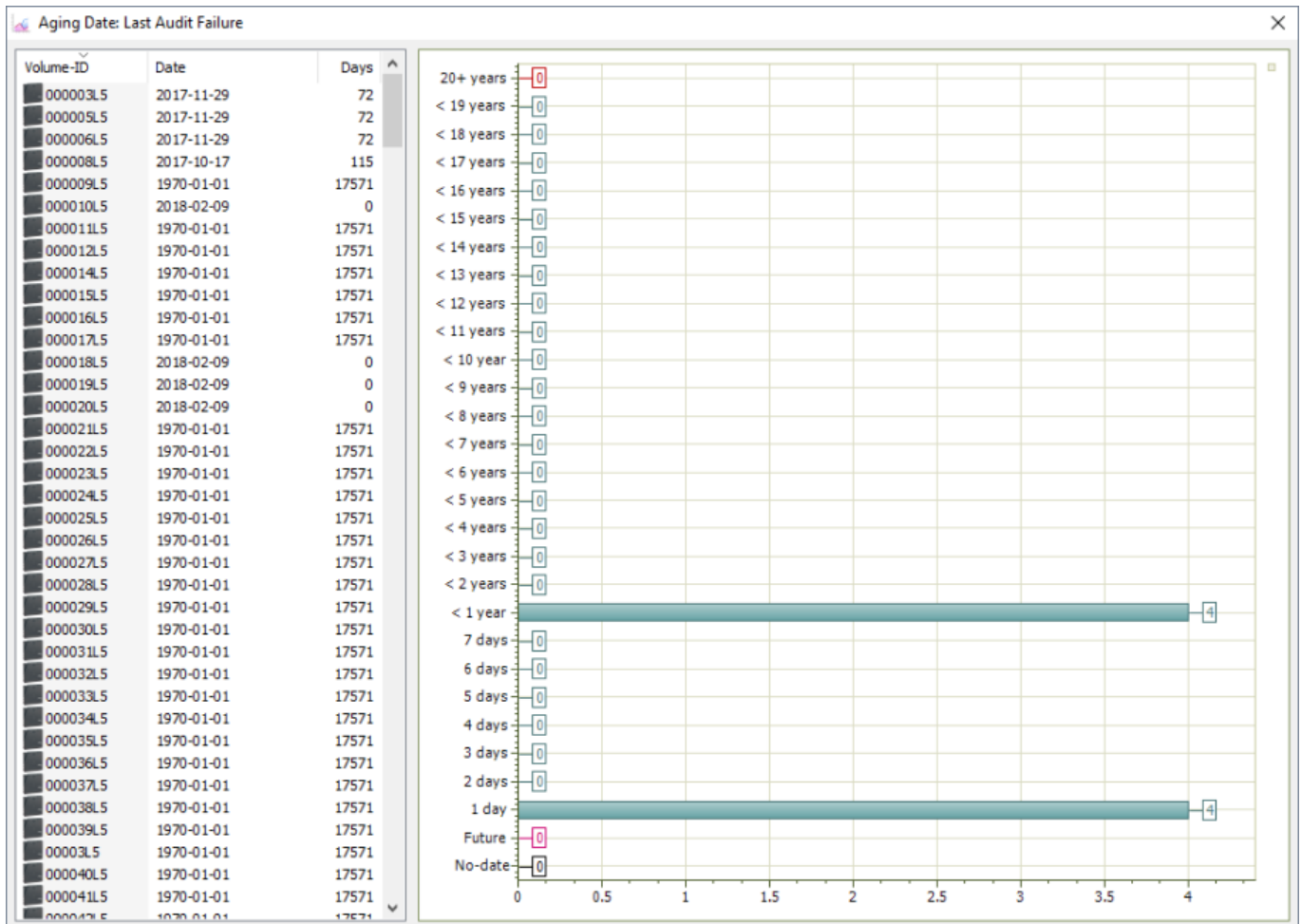


Display Last Audit Failure

Right-click the selected **Volumes** and click **Reports→Date Aging→Last Audit Failure Time**.



Volumes and associated information can be reordered by Volume-ID, Date or Days since the last fail by clicking on column headings. Clicking on the same heading will change the displayed order between ascending and descending order.



Right-Click Options

Right clicking on the left window will present a menu of extra functions:

- Properties: Opens [Volume Properties](#), if multiple [Volumes](#) are selected [Volume Properties](#) will open sequentially for each one.
- Copy Column
 - Volume - ID: Copies selected [Volume-ID's](#) column values to Windows Clipboard.
 - Date: Copies selected [Volume-ID's](#) Dates column values to Windows Clipboard.
 - Days: Copies selected [Volume-ID's](#) Days column values to Windows Clipboard.
- Count Unique Values
 - Volume - ID: Counts unique selected [Volume-ID's](#) column values and displays them in a Pie Chart and table.
 - Date: Counts unique selected Dates column values and displays them in a Pie Chart and table.
 - Days: Counts unique selected Days column values and displays them in a Pie Chart and table.
- Export: Opens Export window to export selected [Volume-ID's](#) to file.
- Filters
 - Clear All
 - Restore
 - Save
- Print: Prints selected [Volumes](#) to PDF.

- **Select**
 - All: Selects all **Volumes**.
 - Invert: Inverts **Volume** selection.
 - Random: Opens dialog to select a number of random **Volumes** (input number or percentage to be selected)
- **View**
 - Icon: Displays list in Icon format.
 - List: Displays **Volume-ID's** in List format.
 - Report: Displays list in Report format including **Volume-ID**, Date and Days.
 - Small Icon: Displays list in Small Icon format.
 - Extras
 - Balance Columns: Balances column spacing in report.
 - Display Gridlines: Adds Gridlines to rows in report.
 - Display Pyjama Paper Style: Adds Pyjama paper style shading to rows in report.

2021/08/20 00:37 · Scott Cunliffe

[insert](#)

From:
<https://rtfm.tapetrack.com/> - **TapeTrack Documentation**

Permanent link:
https://rtfm.tapetrack.com/master/view/last_audit

Last update: **2025/01/21 22:07**

