


# Paste Value By ID

Paste value by ID allows you to paste in attribute or next move values from the clipboard by volume ID.

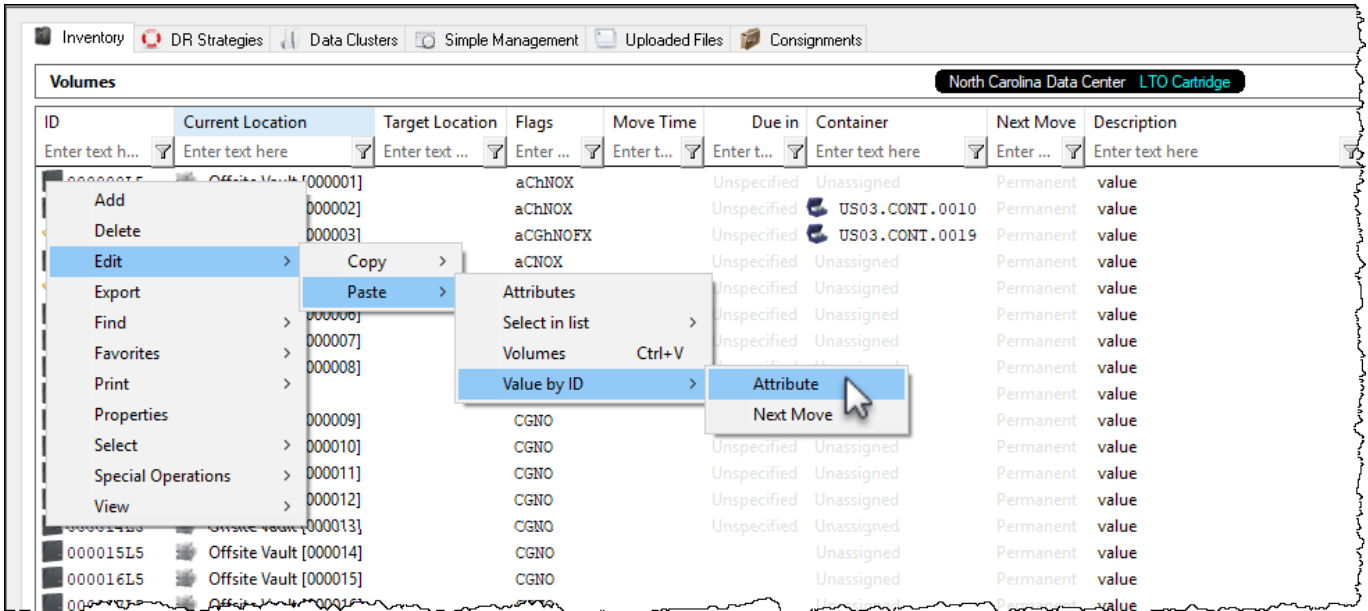
## Copy Values to Clipboard

Select volume ID's and values (attributes or next move dates) and copy to windows clipboard from file or email.

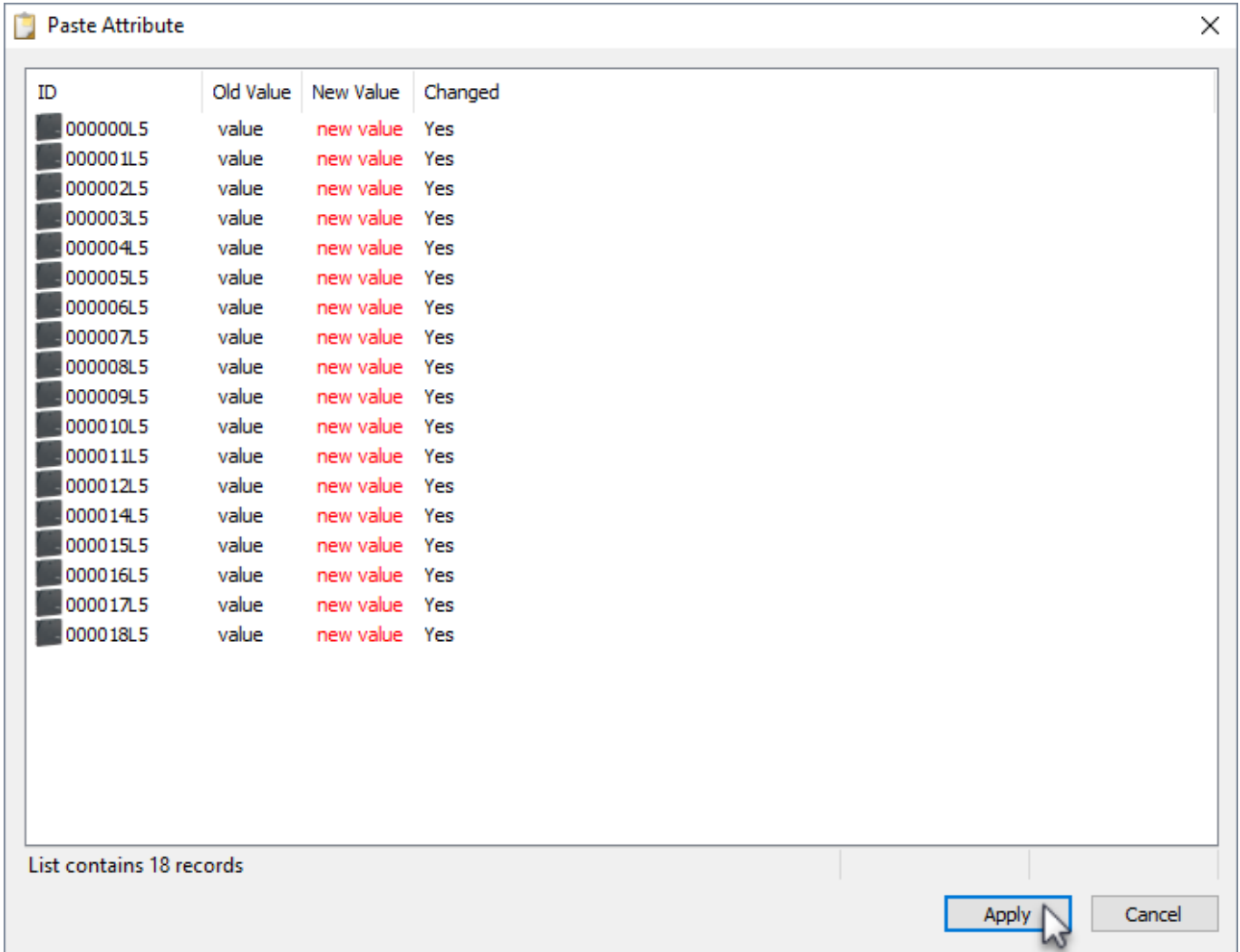


## Paste Values from Clipboard

In the required media type, right click in the inventory window and select Edit→Paste→Value by ID and then either Attribute or Next Move.



This will open the **Paste Attribute** window with the volume ID's, old values and the new or updated values. If the information displayed is correct, click **Apply** to commit the data.



If there is no new data to apply to the volumes you will receive a popup stating **There are no changes to apply as the values have not changed**

Nothing to change ✕

There are no changes to apply as the values have not changed.

From:  
<https://rtfm.tapetrack.com/> - **TapeTrack Documentation**

Permanent link:  
[https://rtfm.tapetrack.com/master/volume\\_edit\\_paste\\_value?rev=1514423460](https://rtfm.tapetrack.com/master/volume_edit_paste_value?rev=1514423460)

Last update: **2025/01/21 22:07**

