

Paste Value By ID

Paste value by ID allows you to paste in Attribute or next move values from the clipboard by Volume-ID.

Copy Values to Clipboard

Select Volume-ID's and values (Attributes or next move dates) and copy to windows clipboard from file (text, CSV or Excel) or email.


Attribute Values



A screenshot of a Notepad window with a menu bar (File, Edit, Format, View, Help) and a list of attribute values. The values are in the format 'VolumeID, new value'.

```
File Edit Format View Help
000000L5, new value
000001L5, new value
000002L5, new value
000003L5, new value
000004L5, new value
000005L5, new value
000006L5, new value
000007L5, new value
000008L5, new value
000009L5, new value
000010L5, new value
000011L5, new value
000012L5, new value
000014L5, new value
000015L5, new value
000016L5, new value
000017L5, new value
```

Movedate Values




A screenshot of a Notepad window with a menu bar (File, Edit, Format, View, Help) and a list of movedate values. The values are in the format 'VolumeID, YYYY,MM,DD'.

```
File Edit Format View Help
100000L4, 2019,10,1
100001L4, 2019,10,1
100002L4, 2019,10,1
100003L4, 2019,10,1
100004L4, 2019,10,1
100012L4, 2019,10,1
100022L4, 2019,10,1
```

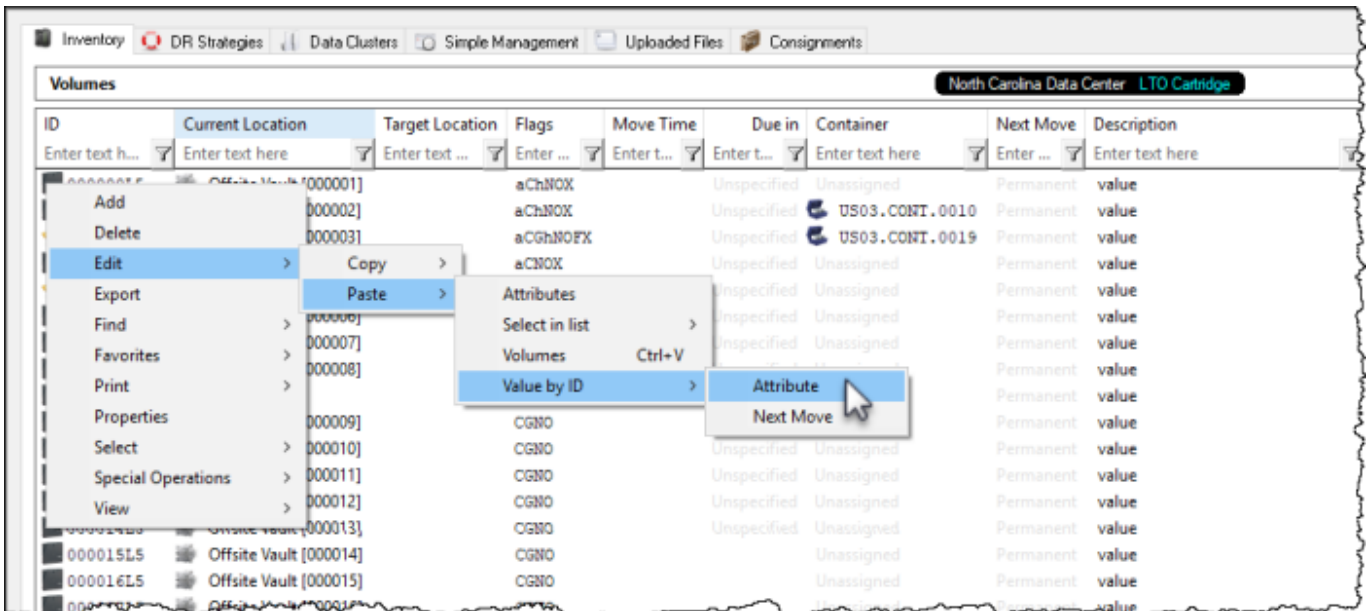
Long Barcode Values

```
File Edit Format View Help
100000120022
100000120024
100000120025
100000120026
110000221121
110000221124
110000221127
110000221121
110000221133
110000221134
```

 Long Barcodes in hashed format and extended Attribute Long Barcode must exist in TapeTrack before pasting in values

Paste Values from Clipboard

In the required media type, right-click in the inventory window and select Edit→Paste→Value by ID and then either Attribute, Long Barcode or Next Move.



This will open the **Paste Attribute** window with the Volume-ID's, old values and the new or updated values. If the information displayed is correct, click Apply to commit the data.

Paste Attribute [X]

ID	Old Value	New Value	Changed
000000L5	value	new value	Yes
000001L5	value	new value	Yes
000002L5	value	new value	Yes
000003L5	value	new value	Yes
000004L5	value	new value	Yes
000005L5	value	new value	Yes
000006L5	value	new value	Yes
000007L5	value	new value	Yes
000008L5	value	new value	Yes
000009L5	value	new value	Yes
000010L5	value	new value	Yes
000011L5	value	new value	Yes
000012L5	value	new value	Yes
000014L5	value	new value	Yes
000015L5	value	new value	Yes
000016L5	value	new value	Yes
000017L5	value	new value	Yes
000018L5	value	new value	Yes

List contains 18 records

[Apply] [Cancel]

If there is no new data to apply to the volumes you will receive a popup stating **There are no changes to apply as the values have not changed**

Nothing to change [X]

There are no changes to apply as the values have not changed.

[OK]

From: <https://rtfm.tapetrack.com/> - **TapeTrack Documentation**

Permanent link: https://rtfm.tapetrack.com/master/volume_edit_paste_value?rev=1571072543

Last update: **2025/01/21 22:07**

