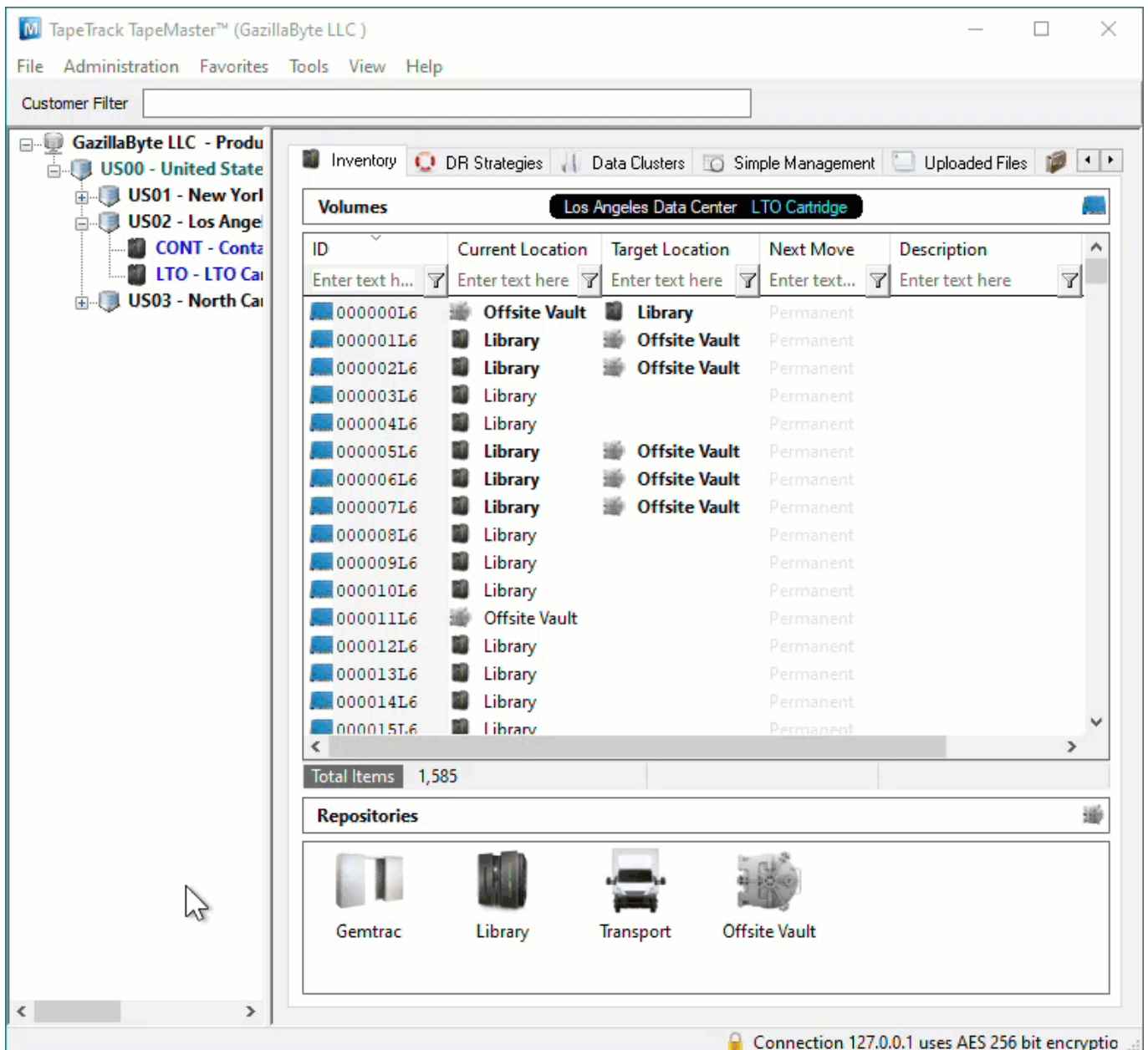


Sort Sequence

The [Repository](#) Option Sort Sequence allows the display order of the [Repositories](#) to be customized.

To set the sort sequence, right click the required Repository and select Properties.

Adjust the Sort Sequence value to determine the sort order and click Save to update.



Sort Sequence Options

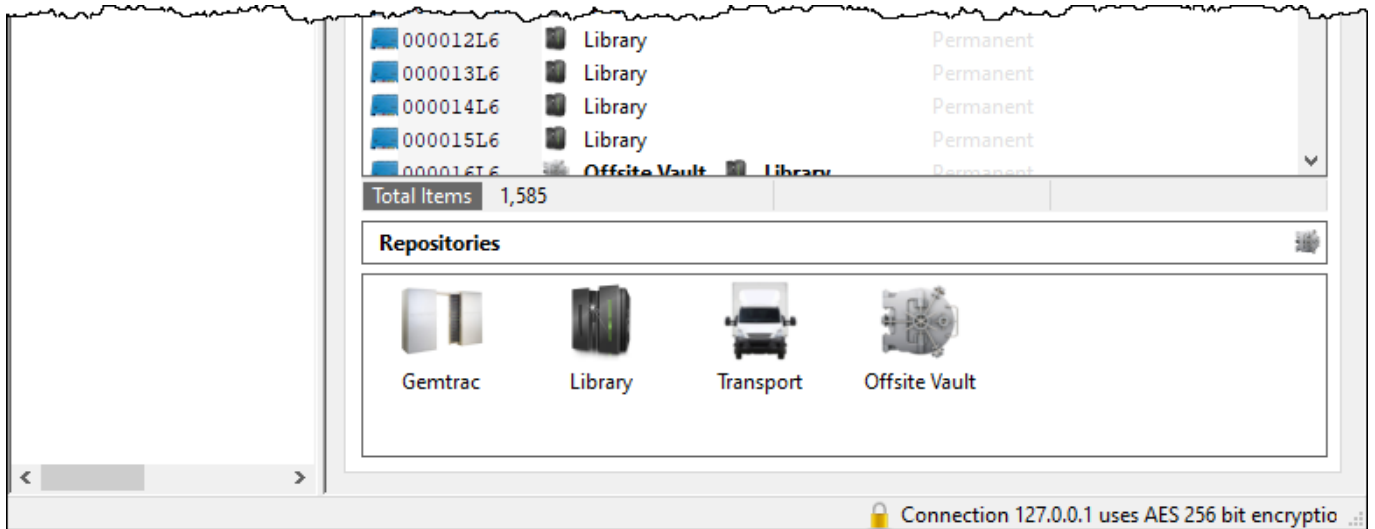
The Sort Sequence is set numerically from 0 to 255.

[Repositories](#) will be displayed in numerical order, lowest to highest, left to right.

The Sort Sequence values do not have to be sequential.

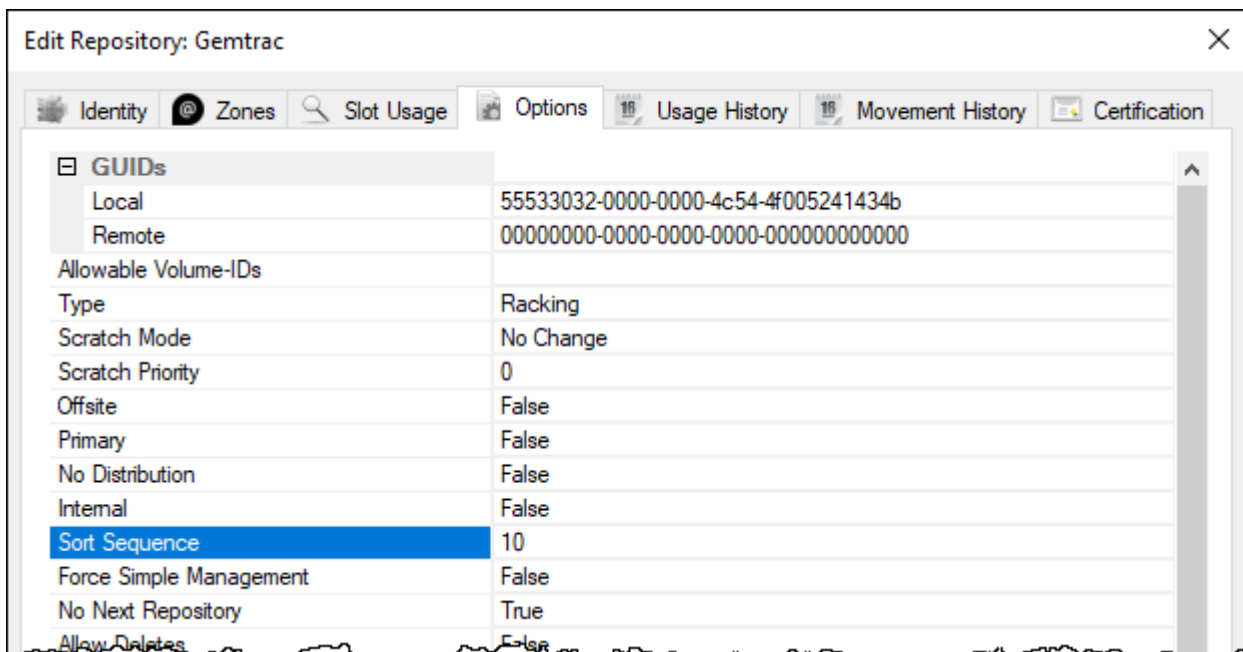
Example Sorting

TapeMaster Display



Repository Sort Sequence

- Gemtrac: 10
- Library: 20
- Transport: 30
- Vault: 43



Edit Repository: Library

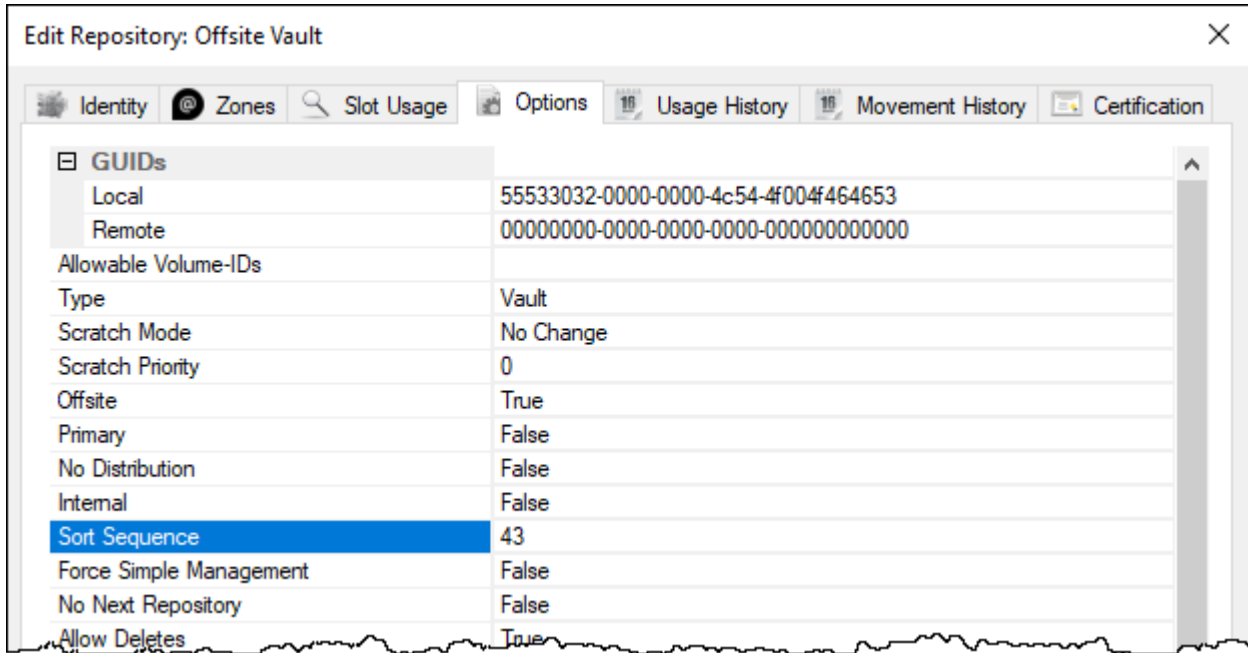
Identity Zones Slot Usage Options Usage History Movement History Certification

GUIDs	
Local	55533032-0000-0000-4c54-4f004c494252
Remote	00000000-0000-0000-0000-000000000000
Allowable Volume-IDs	
Type	Library
Scratch Mode	No Change
Scratch Priority	0
Offsite	False
Primary	False
No Distribution	False
Internal	False
Sort Sequence	20
Force Simple Management	False
No Next Repository	False
Allow Deletes	False

Edit Repository: Transport

Identity Zones Slot Usage Options Usage History Movement History Certification

GUIDs	
Local	55533032-0000-0000-4c54-4f005452414e
Remote	00000000-0000-0000-0000-000000000000
Allowable Volume-IDs	
Type	Transportation
Scratch Mode	No Change
Scratch Priority	0
Offsite	False
Primary	False
No Distribution	False
Internal	False
Sort Sequence	30
Force Simple Management	False
No Next Repository	True
Allow Deletes	False



[options, repository options](#)

From: <https://rtfm.tapetrack.com/> - **TapeTrack Documentation**

Permanent link: https://rtfm.tapetrack.com/options/repository/sort_sequence?rev=1614123785

Last update: **2025/01/21 22:07**

