

# How TapeTrack Displays Data

One of the more curious aspects of TapeTrack is how it displays tape information, and how this is often at odds with how people initially perceive how the data should be displayed.

## How People Expect Tape Data to be Displayed

Most companies who acquire TapeTrack have been performing some kind of tape management function for decades. Initially this management was associated with a mainframe and the management revolved around a [Picking and Distribution List](#).

Each day the Picking and Distribution List would be produced, and it would comprise of 4 parts (presuming there were only two locations).

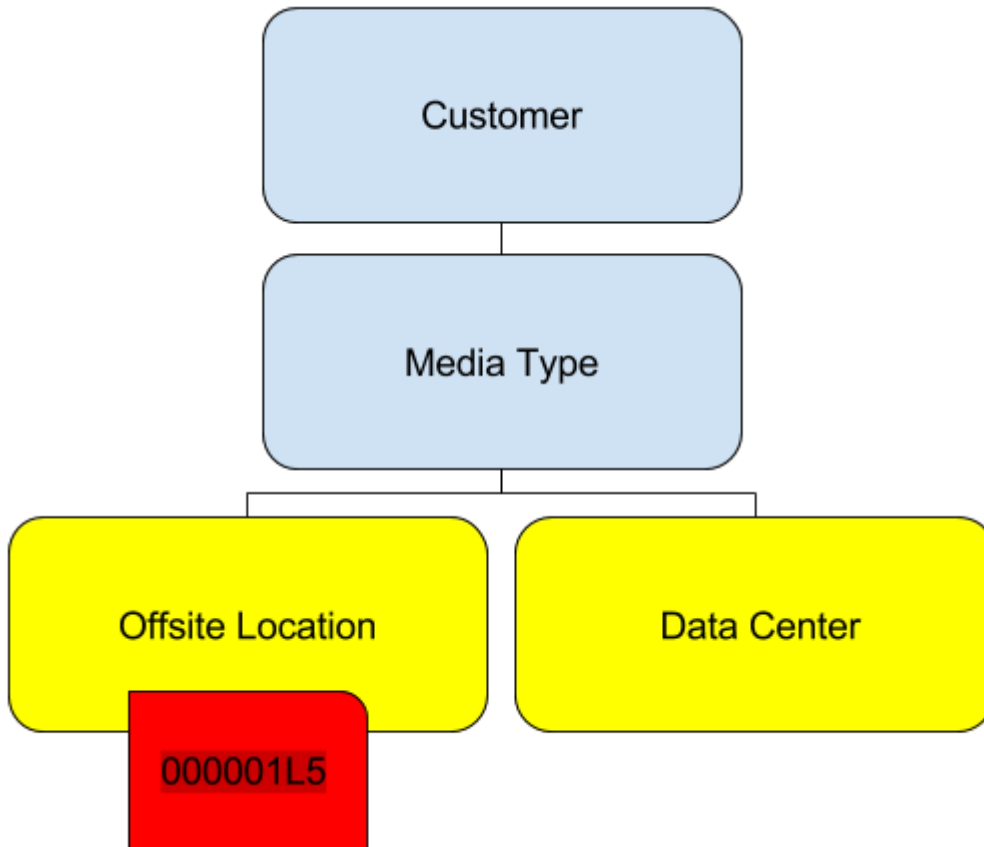
1. Tapes to be sent offsite to the vault (*picking*).
2. Tapes to be returned from the vault (*picking*).
3. Tapes to be received from the vault (*distribution*).
4. Tapes to be put away at the vault (*distribution*).

For each of the picking lists, there was a corresponding distribution list which had the exact same tapes on it.

Where each party had their own tracking process in place, either a spreadsheet, or some sort of home-grown application, and each of these applications displayed a tape as being in, or out.

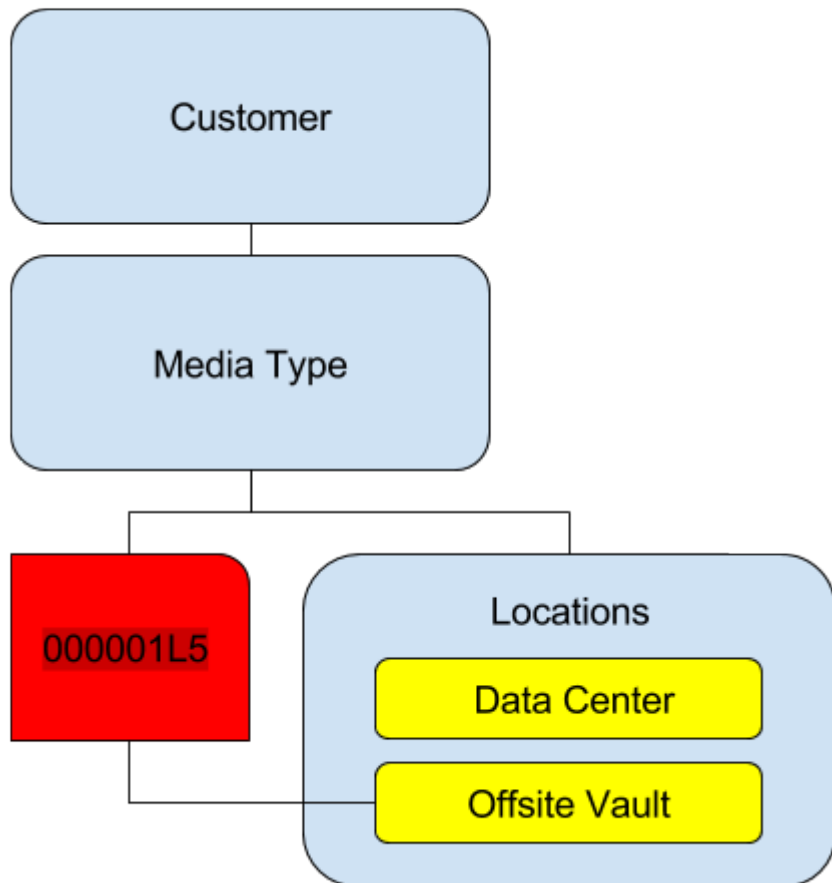
For instance, if tape 000001L5 appeared on today's picking list for the vault, if all went to plan, at the end of the day, the vault would show 000001L5 as being out, and the data center would show 000001L5 as being in (in some implementation the system might also delete, and add the tape on each respective system).

For this historic reason, people instinctively see each tape as belonging to a location.




## How TapeTrack Displays Tape Data

TapeTrack has been designed to provide a global view of all tapes. for this reason, rather than presenting a given tape volume as an object that is contained within a specific location, a tape object, presents the location of a tape as an characteristic of each tape, i.e. this is tape 000001L5, and it is currently in the Offsite Location, but it is moving to the Data Center.



## Advantages of Location as a Characteristic

ID	Current Location	Target Location	Flags	Move Time	Due in	Container
Enter text h...	Enter text here	Enter text here	Ente...	Enter tex...	Enter t...	Enter text here
000000L6	Library		CDn		Unspecified	AU01.BOX.000001
000000L7	Library		Cn		Unspecified	AU01.BOX.000001
000001	Library		Cn		Unspecified	Unassigned
000001L3	<b>GemTrac Rack [000001]</b>	<b>GemTrac Rack</b>	CEIMn		Unspecified	AU01.BOX.000001
000001L4	Library		CnNX		Unspecified	AU01.BOX.000001
000001L6	Library		Cn		Unspecified	AU01.BOX.000001
000002L4	Offsite Vault [000001]		CENO		Unspecified	AU01.BOX.000001
000002L6	Library		CDn		Unspecified	AU01.BOX.000001
000003L4	Offsite Vault [000002]		CNOX		Unspecified	AU01.BOX.000001
000003L6	Library		Cn		Unspecified	AU01.BOX.000001
000004L4	Offsite Vault [000003]		CNO		Unspecified	AU01.BOX.000001
000004L6	Library		Cn		Unspecified	AU01.BOX.000001
000005L4	Offsite Vault		aCnNO		Unspecified	AU01.BOX.000001
000005L6	Library		Cn		Unspecified	AU01.BOX.000001



From:

<https://rtfm.tapetrack.com/> - **TapeTrack Documentation**

Permanent link:

[https://rtfm.tapetrack.com/planning/tapetrack\\_design?rev=1501801678](https://rtfm.tapetrack.com/planning/tapetrack_design?rev=1501801678)

Last update: **2025/01/21 22:07**

