

Windows File Structure

Default installation for TapeTrack in Windows Operating System

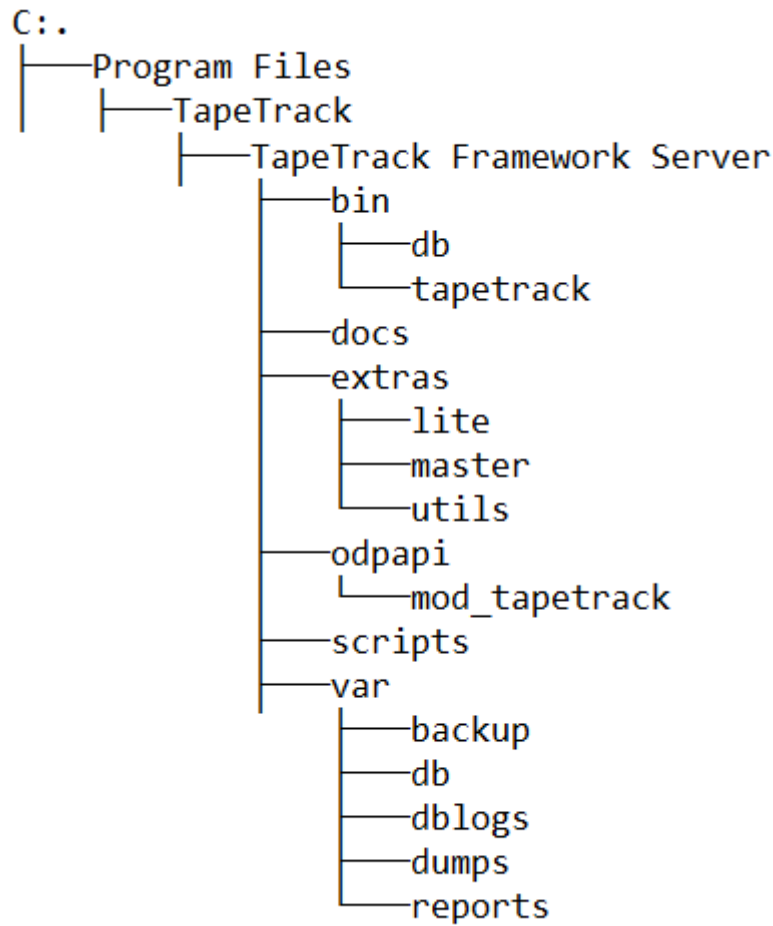
TapeTrack Installation Directory

TapeTrack main directory, default location is at C:\Program Files\TapeTrack. This location can be modified at installation to suit your requirements if required.

The TapeTrack Framework Server exe will install files to the following locations:

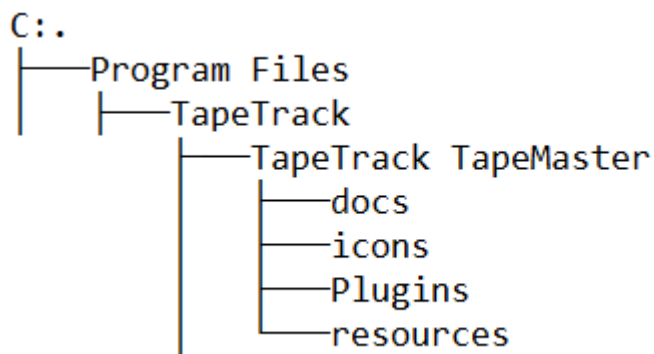
- C:\Program Files\TapeTrack\TapeTrack Framework Server TapeTrack Framework Server, TapeTrack Server Helper
- C:\Program Files\TapeTrack\TapeTrack Framework Server\var * C:\Program Files\TapeTrack\TapeTrack Framework Server\var\backup * C:\Program Files\TapeTrack\TapeTrack Framework Server\var\db * C:\Program Files\TapeTrack\TapeTrack Framework Server\var\dblogs * C:\Program Files\TapeTrack\TapeTrack Framework Server\var\dumps * C:\Program Files\TapeTrack\TapeTrack Framework Server\var\reports * C:\Program Files\TapeTrack\TapeTrack Framework Server\bin * C:\Program Files\TapeTrack\TapeTrack Framework Server\bin\db * C:\Program Files\TapeTrack\TapeTrack Framework Server\bin\tapetrack * C:\Program Files\TapeTrack\TapeTrack Framework Server\docs * C:\Program Files\TapeTrack\TapeTrack Framework Server\extras * C:\Program Files\TapeTrack\TapeTrack Framework Server\extras\lite * C:\Program Files\TapeTrack\TapeTrack Framework Server\extras\master * C:\Program Files\TapeTrack\TapeTrack Framework Server\extras\utils * C:\Program Files\TapeTrack\TapeTrack Framework Server\odapi\modtrack * C:\Program Files\TapeTrack\TapeTrack Framework Server\scripts"
- dodood

Framework Server

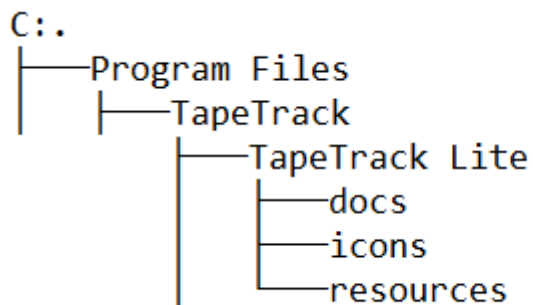


Desktop Software

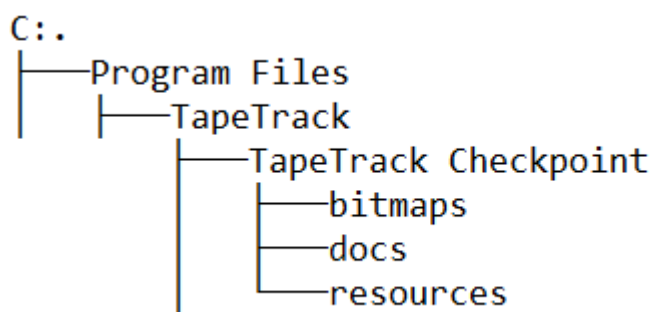
TapeMaster



Lite

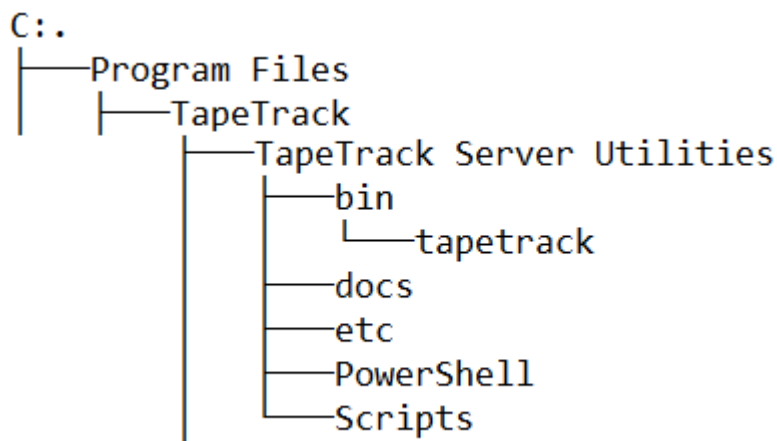


Checkpoint

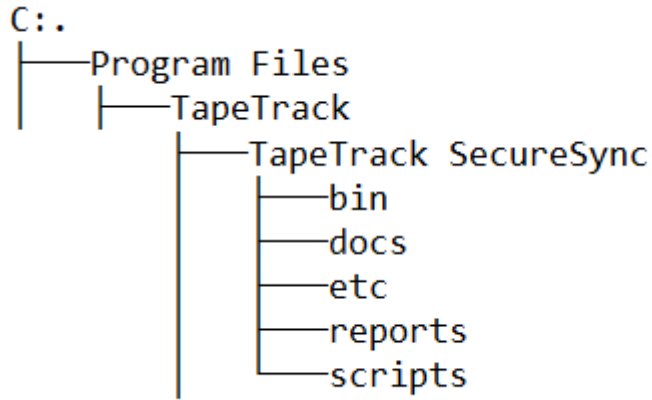


Syncs And Utilities

Server Utilities



Secure Sync



From:
<https://rtfm.tapetrack.com/> - **TapeTrack Documentation**

Permanent link:
https://rtfm.tapetrack.com/server/file_structure_windows?rev=1620773928

Last update: **2025/01/21 22:07**

