

Windows File Structure

Default installation for TapeTrack in Windows Operating System

TapeTrack Installation Directory

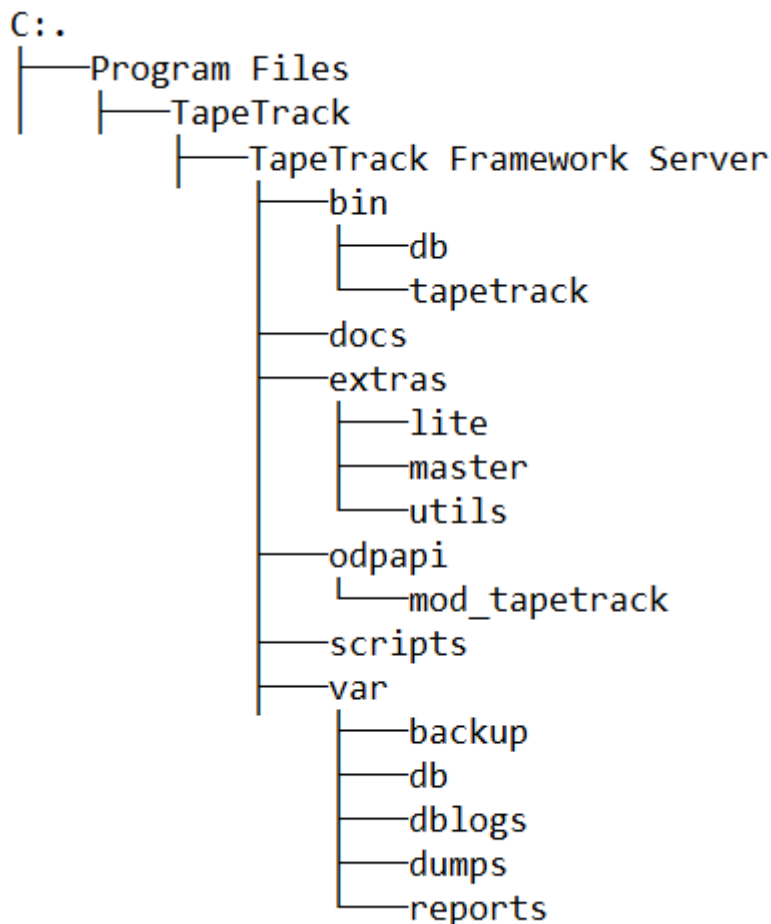
TapeTrack main directory, default location is at C:\Program Files\TapeTrack. This location can be modified at installation to suit your requirements if required.

The TapeTrack Framework Server exe will install files to the following locations:

- C:\Program Files\TapeTrack\TapeTrack Framework Server TapeTrack Framework Server, TapeTrack Server Helper
- C:\Program Files\TapeTrack\TapeTrack Framework Server\var
 - C:\Program Files\TapeTrack\TapeTrack Framework Server\var\backup
 - C:\Program Files\TapeTrack\TapeTrack Framework Server\var\db
 - C:\Program Files\TapeTrack\TapeTrack Framework Server\var\dblogs
 - C:\Program Files\TapeTrack\TapeTrack Framework Server\var\dumps
 - C:\Program Files\TapeTrack\TapeTrack Framework Server\var\reports
- C:\Program Files\TapeTrack\TapeTrack Framework Server\bin
 - C:\Program Files\TapeTrack\TapeTrack Framework Server\bin\db
 - C:\Program Files\TapeTrack\TapeTrack Framework Server\bin\tapetrack
- C:\Program Files\TapeTrack\TapeTrack Framework Server\docs
- C:\Program Files\TapeTrack\TapeTrack Framework Server\extras
 - C:\Program Files\TapeTrack\TapeTrack Framework Server\extras\lite
 - C:\Program Files\TapeTrack\TapeTrack Framework Server\extras\master
 - C:\Program Files\TapeTrack\TapeTrack Framework Server\extras\utils
- C:\Program Files\TapeTrack\TapeTrack Framework Server\odapi\modtrack
- C:\Program Files\TapeTrack\TapeTrack Framework Server\scripts

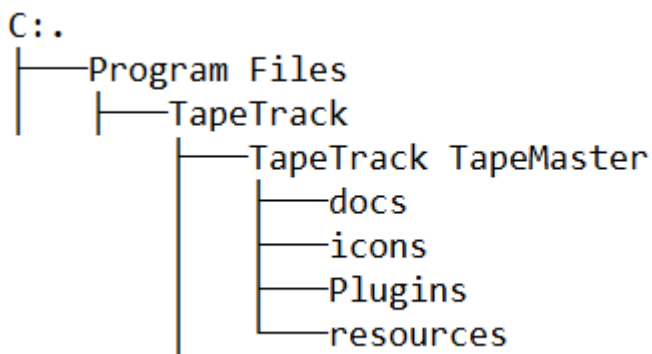
- dodood

Framework Server

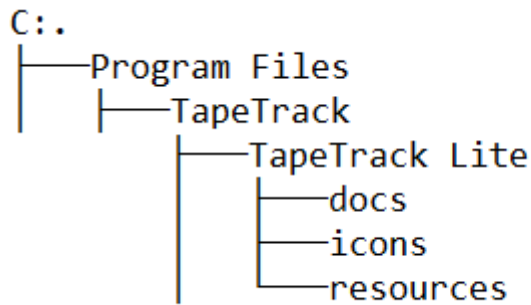


Desktop Software

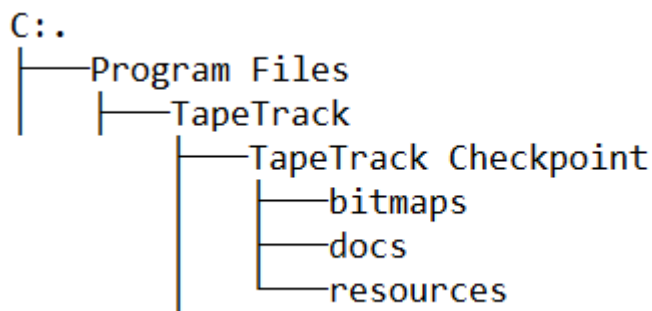
TapeMaster



Lite

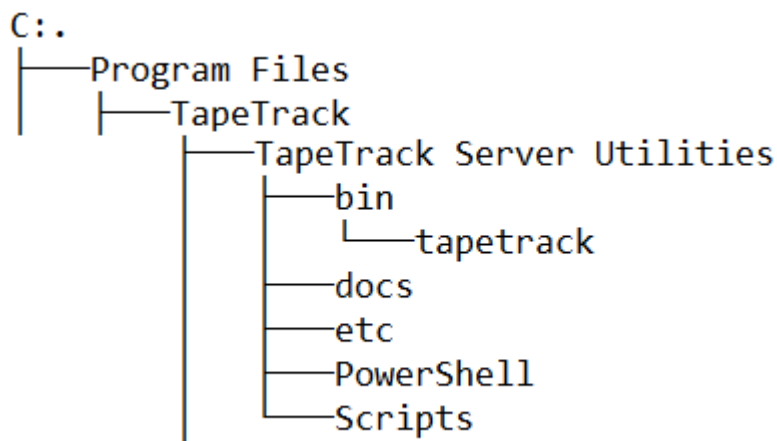


Checkpoint

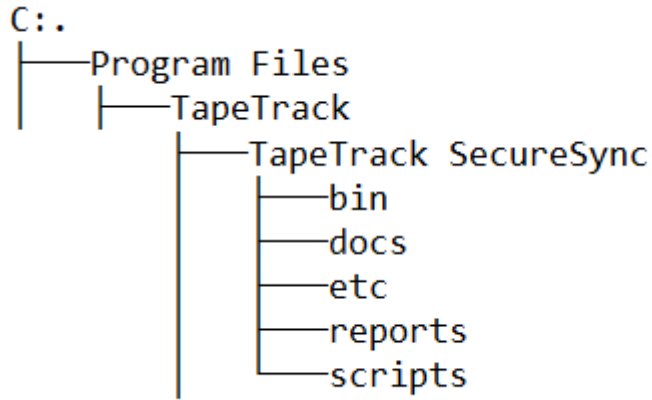


Syncs And Utilities

Server Utilities



Secure Sync



From:
<https://rtfm.tapetrack.com/> - **TapeTrack Documentation**

Permanent link:
https://rtfm.tapetrack.com/server/file_structure_windows?rev=1620773938

Last update: **2025/01/21 22:07**

