

Enabling Replication

To enable TapeTrack High Availability Replication:

Steps On Remote Server

Install the TapeTrack Framework Server software on your remote machine.

Stop the service on the remote machine.

Delete all database files on the remote machine (all files in the var/db directory except the `DB_CONFIG` file).

 Do Not delete the `DB_CONFIG` file.



Edit the `DB_CONFIG` file and remove the comments (`#`'s) starting from the line **rep-set-priority 0** to make the machine a Replicant.

```
DB_CONFIG - Notepad
File Edit Format View Help
set_verbose DB_VERB_WAITSFOR
#
#rep_set_priority 1
#repmgr_site replicant-1.tapetrack.com 5010
#repmgr_site master.tapetrack.com 5010 db_local_site on db_group_crea
#
# Optional settings
#
#rep_set_config DB_REP_CONF_BULK on
#rep_set_config DB_REP_CONF_AUTOINIT off
#
#
#rep_set_priority 0
#repmgr_site replicant-1.tapetrack.com 5010 db_local_site on
#repmgr_site master.tapetrack.com 5010 db_bootstrap_helper on
#rep_set_config DB_REP_CONF_BULK on
```

Edit the replication local (replicant server) and remote (master server) host names in the [DB_CONFIG](#) file.

- Replace **replicant-1.tapetrack.com 5010** with the domain name (or IP address) of **your** replicant server.
- Replace **master.tapetrack.com 5010** with the domain name (or IP address) of **your** master server.

```
*DB_CONFIG - Notepad
File Edit Format View Help
set_verbose DB_VERB_WAITSFOR
#
#rep_set_priority 1
#repmgr_site replicant-1.tapetrack.com 5010
#repmgr_site master.tapetrack.com 5010 db_local_site on db_group_crea
#
# Optional settings
#
#rep_set_config DB_REP_CONF_BULK on
#rep_set_config DB_REP_CONF_AUTOINIT off
#
#
rep_set_priority 0
repmgr_site RRR.RRR.RRR.RRR 5010 db_local_site on
repmgr_site MMM.MMM.MMM.MMM 5010 db_bootstrap_helper on
rep_set_config DB_REP_CONF_BULK on
```



Ensure that the replication TCP/IP ports specified in the [DB_CONFIG](#) file are open for inbound connections.

Start the TapeTrack service on the remote machine.

Steps On Master Server

Stop the TapeTrack service on the master TapeTrack server.



Do Not delete any files on the master server

Edit the [DB_CONFIG](#) file and remove the comments (`#`'s) starting from the line **rep-set-priority 1** to make the machine a master server.

```
DB_CONFIG - Notepad
File Edit Format View Help
set_verbose DB_VERB_WAITSFOR
#
#rep_set_priority 1
#repmgr_site replicant-1.tapetrack.com 5010
#repmgr_site master.tapetrack.com 5010 db_local_site on db_group_crea
#
# Optional settings
#
#rep_set_config DB_REP_CONF_BULK on
#rep_set_config DB_REP_CONF_AUTOINIT off
#
#
#rep_set_priority 0
#repmgr_site replicant-1.tapetrack.com 5010 db_local_site on
#repmgr_site master.tapetrack.com 5010 db_bootstrap_helper on
#rep_set_config DB_REP_CONF_BULK on
```

Edit the [DB_CONFIG](#) file to define the local and remote server. Edit the replication local (master server) and remote (replicant server) host names in the [DB_CONFIG](#) file.

- Replace **replicant-1.tapetrack.com 5010** with the domain name (or IP address) of **your** replicant server.
- Replace **master.tapetrack.com 5010** with the domain name (or IP address) of **your** master server.


```
*DB_CONFIG - Notepad
File Edit Format View Help
set_verbose DB_VERB_WAITSFOR
#
rep_set_priority 1
repmgr_site RRR.RRR.RRR.RRR 5010
repmgr_site MMM.MMM.MMM.MMM 5010 db_local_site on db_group_creator on
#
# Optional settings
#
#rep_set_config DB_REP_CONF_BULK on
#rep_set_config DB_REP_CONF_AUTOINIT off
#
#
#rep_set_priority 0
#repmgr_site replicant-1.tapetrack.com 5010 db_local_site on
#repmgr_site master.tapetrack.com 5010 db_bootstrap_helper on
#rep_set_config DB_REP_CONF_BULK on
```


 Ensure that the replication TCP/IP ports are open for inbound/outbound connections.

[Start the master TapeTrack server.](#)


Confirming Functionality Of Primary And Replicant Servers

Open \$DB_Msg.txt file (in the var/db directory) on both the primary and replicant server to ensure that replication is functional.

 Ensure that all firewall ports are open to allow the replication traffic to pass between the replicants.

 The replication communications are not encrypted so if replication is enabled you should ensure that all machines that are replicated are in a trusted network or connected via a secure VPN connection.

[Server replication troubleshooting](#)



From:

<https://rtfm.tapetrack.com/> - **TapeTrack Documentation**

Permanent link:

<https://rtfm.tapetrack.com/server/replication?rev=1531902990>

Last update: **2025/01/21 22:07**

