

Enabling Replication

The following information illustrates the steps required to enable a High Availability Replicant Server.

It is assumed that you already have a functional installation of TapeTrack Server running.

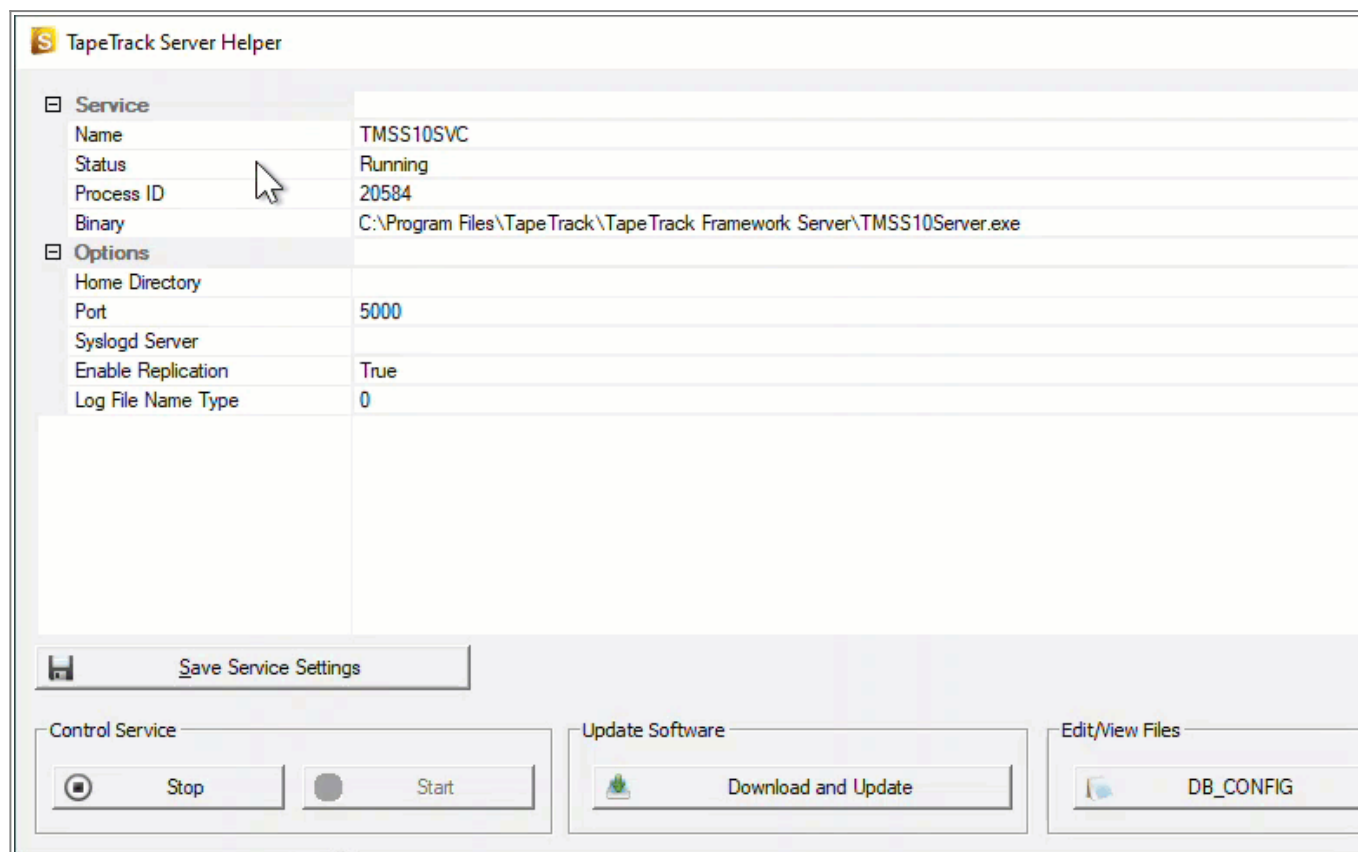
All steps must be performed in the order presented to create a successful connection between the Master and Replicant Server.

IP addresses included in the instructions are for demonstration only, these must be replaced with your correct values.

Steps On Remote Server

[Install the TapeTrack Framework Server software on your Replicant machine.](#)

[Stop the service on the Replicant machine.](#)



Delete all database files on the Replicant machine (all files in the TapeTrack\TapeTrack Framework Server\var\db directory) **EXCEPT** the [DB_CONFIG](#) file).



Edit the TapeTrack\TapeTrack Framework Server\DB_CONFIG file and remove the comments (#'s) starting from the line **rep-set-priority 0** to make the machine a Replicant.

Edit the Replicant Server and Master Server host names in the DB_CONFIG file.

- Replace **replicant-1.tapetrack.com** with the IP address of **your** Replicant Server (your_replicant_IP_address used as Replicant IP example).
- Replace **master.tapetrack.com** with the IP address of **your** Master Server (your_master_IP_address used as Master IP example).



Ensure you use the IP4 address for the Master and Replicant Server as using the domain name can cause issues with the IP6 address replacing the IP4 address, stopping the Master and Replicant communication.

```
DB_CONFIG - Notepad
File Edit Format View Help
set_flags DB_LOG_AUTOREMOVE
#
# Set the log directory to an alternate directory
#
set_lg_dir ..\dblogs
#
# Set Verbose Output
#
set_verbose DB_VERB_DEADLOCK
set_verbose DB_VERB_RECOVERY
set_verbose DB_VERB_REPLICATION
set_verbose DB_VERB_WAITSFOR
#
#rep_set_priority 1
#repmgr_site replicant-1.tapetrack.com 5010
#repmgr_site master.tapetrack.com 5010 db_local_site on db_group_creator on
#
# Optional settings
#
#rep_set_config DB_REP_CONF_BULK on
#rep_set_config DB_REP_CONF_AUTOINIT off
#
#
#rep_set_priority 0
#repmgr_site replicant-1.tapetrack.com 5010 db_local_site on
#repmgr_site master.tapetrack.com 5010 db_bootstrap_helper on
#rep_set_config DB_REP_CONF_BULK on
Ln 1, Col 1 100% Windows (CRLF) UTF-8
```



Ensure that the replication TCP/IP ports specified in the [DB_CONFIG](#) file are open for inbound connections.

Steps On Master Server

Stop the TapeTrack service on the master TapeTrack server.



Do Not delete any files on the master server

Edit the [DB_CONFIG](#) file and remove the comments (`#`'s) starting from the line **rep-set-priority 1** to make the machine a master server.

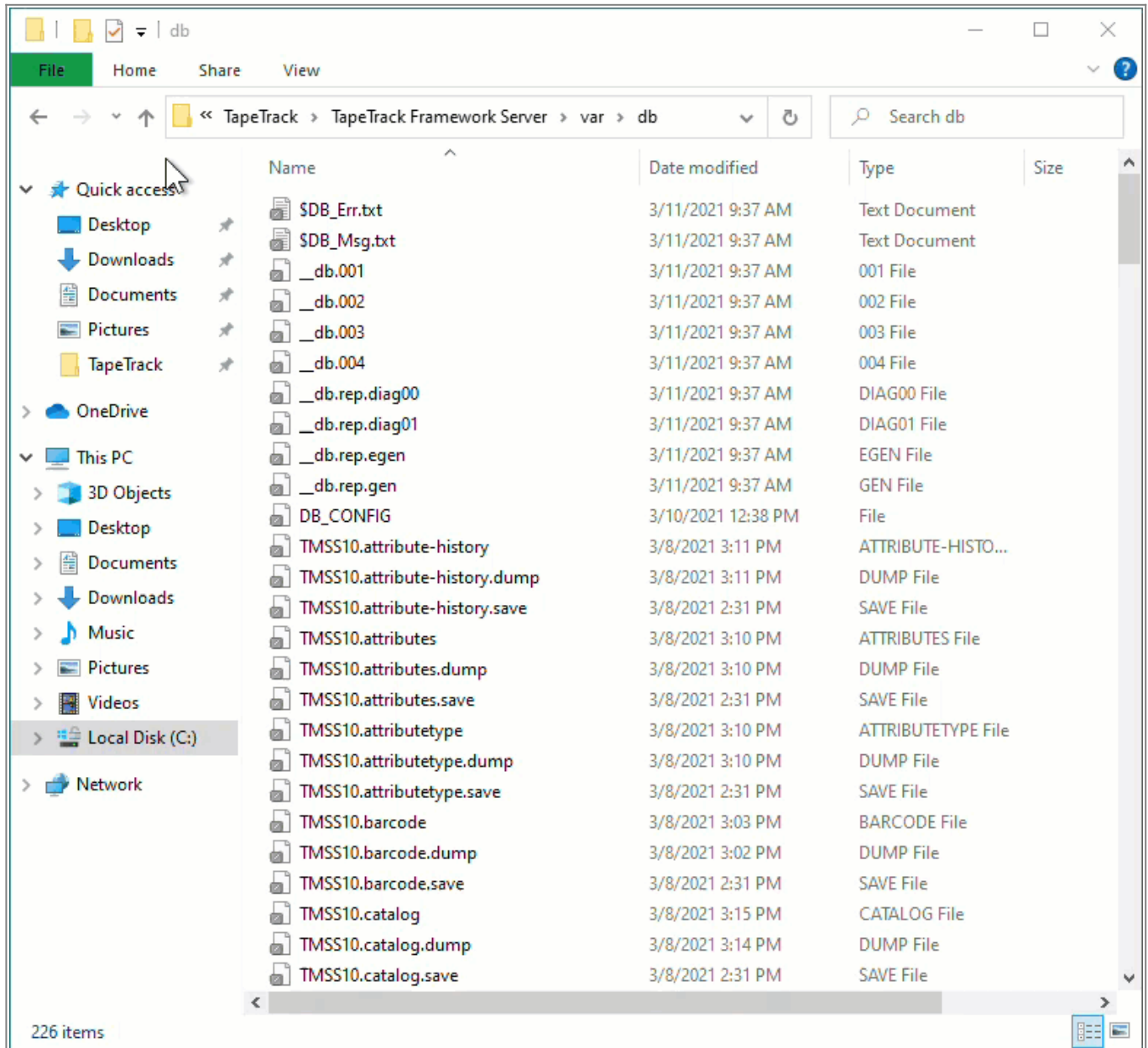
```
DB_CONFIG - Notepad
File Edit Format View Help
set_verbose DB_VERB_WAITSFOR
#
#rep_set_priority 1
#repmgr_site replicant-1.tapetrack.com 5010
#repmgr_site master.tapetrack.com 5010 db_local_site on db_group_crea
#
# Optional settings
#
#rep_set_config DB_REP_CONF_BULK on
#rep_set_config DB_REP_CONF_AUTOINIT off
#
#
#rep_set_priority 0
#repmgr_site replicant-1.tapetrack.com 5010 db_local_site on
#repmgr_site master.tapetrack.com 5010 db_bootstrap_helper on
#rep_set_config DB_REP_CONF_BULK on
```


Edit the [DB_CONFIG](#) file to define the local and remote server. Edit the Replicant Server and Master Server host names in the [DB_CONFIG](#) file.

- Replace **replicant-1.tapetrack.com** with the domain name (or IP address) of **your** Replicant Server (RRR.RRR.RRR.RRR used as Replicant IP example).
- Replace **master.tapetrack.com** with the domain name (or IP address) of **your** Master Server (MMM.MMM.MMM.MMM used as Master IP example).

```
*DB_CONFIG - Notepad
File Edit Format View Help
set_verbose DB_VERB_WAITSFOR
#
rep_set_priority 1
repmgr_site RRR.RRR.RRR.RRR 5010
repmgr_site MMM.MMM.MMM.MMM 5010 db_local_site on db_group_creator on
#
# Optional settings
#
#rep_set_config DB_REP_CONF_BULK on
#rep_set_config DB_REP_CONF_AUTOINIT off
#
#
#rep_set_priority 0
#repmgr_site replicant-1.tapetrack.com 5010 db_local_site on
#repmgr_site master.tapetrack.com 5010 db_bootstrap_helper on
#rep_set_config DB_REP_CONF_BULK on
```

Delete all the files starting with `_db.` and `db.rep..`



 Ensure that the replication TCP/IP ports are open for inbound/outbound connections.

Start The Servers

Start the master [TapeTrack Server](#).

Confirming Functionality Of Primary And Replicant Servers

Open `$DB_Msg.txt` file (in the `var/db` directory) on both the primary and replicant server to ensure that replication is functional.



Ensure that all firewall ports are open to allow the replication traffic to pass between the replicants.



The replication communications are not encrypted so if replication is enabled you should ensure that all machines that are replicated are in a trusted network or connected via a secure VPN connection.

[Server replication troubleshooting](#)

See Also

[Restoring replicant server to master server status](#)

From:
<https://rtfm.tapetrack.com/> - **TapeTrack Documentation**

Permanent link:
<https://rtfm.tapetrack.com/server/replication?rev=1615419027>

Last update: **2025/01/21 22:07**

