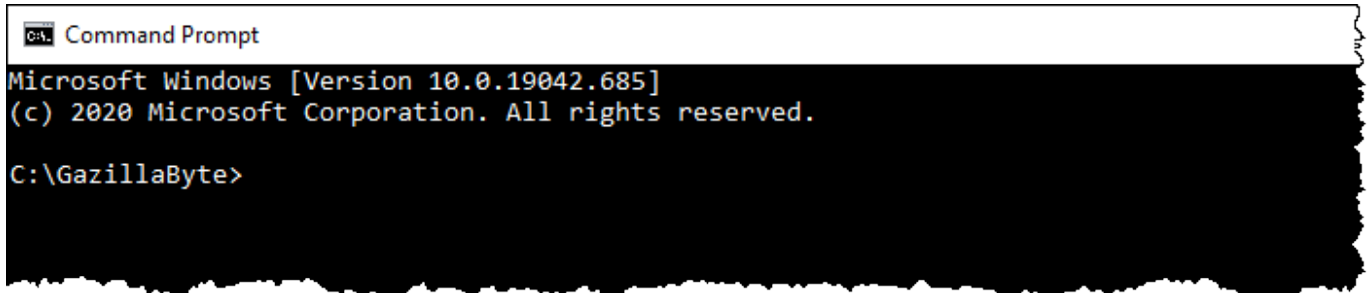


# Opening Windows Command Line Prompt

Programs can be executed in Windows Command Line in standard or Administrator mode.

## Opening A Command Line Prompt



```
Command Prompt
Microsoft Windows [Version 10.0.19042.685]
(c) 2020 Microsoft Corporation. All rights reserved.
C:\GazillaByte>
```

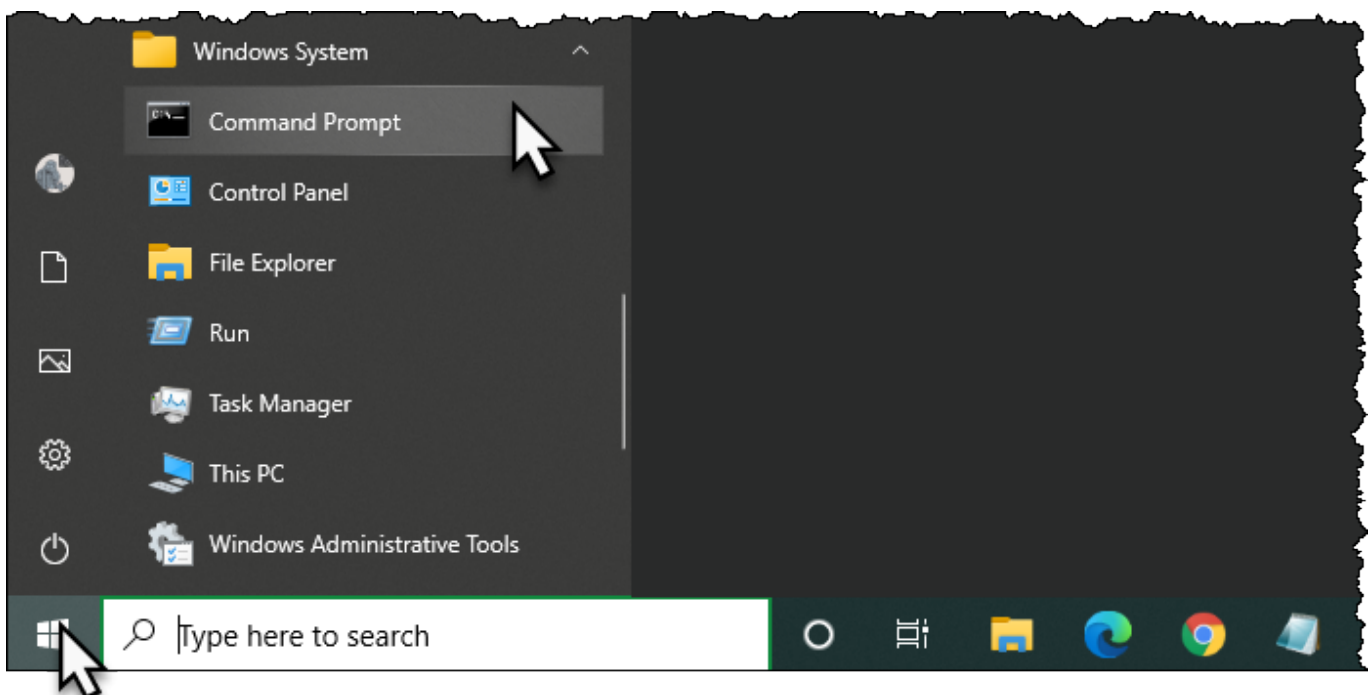
## Open Command Prompt By The Start Menu

Click Start.

Scroll down and expand the Windows System folder.

Click Command Prompt

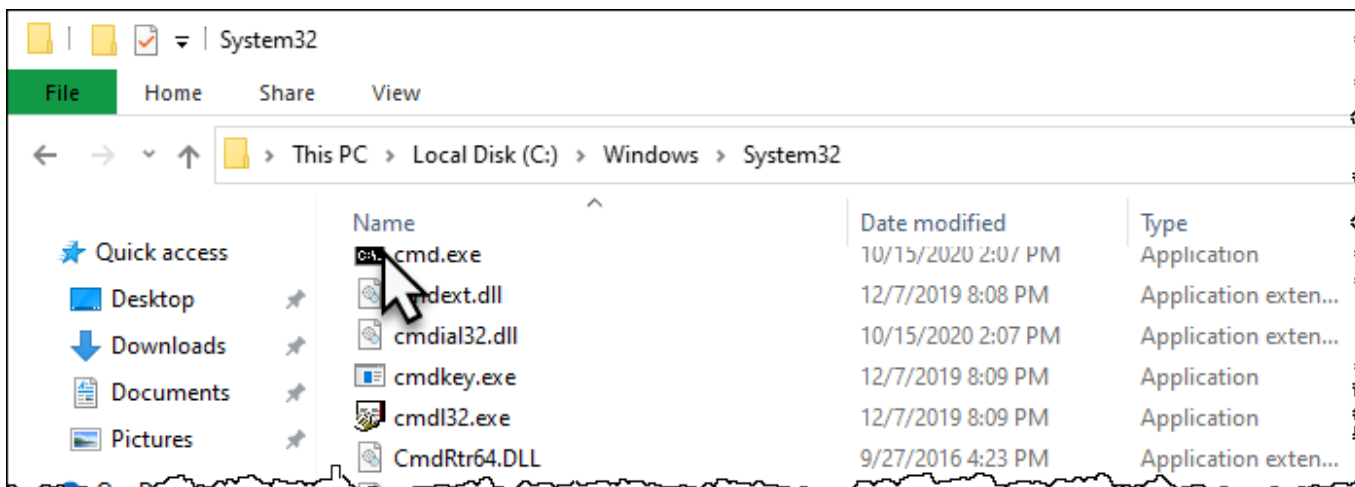
To open with administrative privileges, right-click Command Prompt and choose Run as administrator.



## Open Command Prompt from File Explorer

Open File Explorer, and then navigate to the C:\Windows\System32 folder.

Double-click the cmd.exe file or right-click the file and choose Run as administrator.

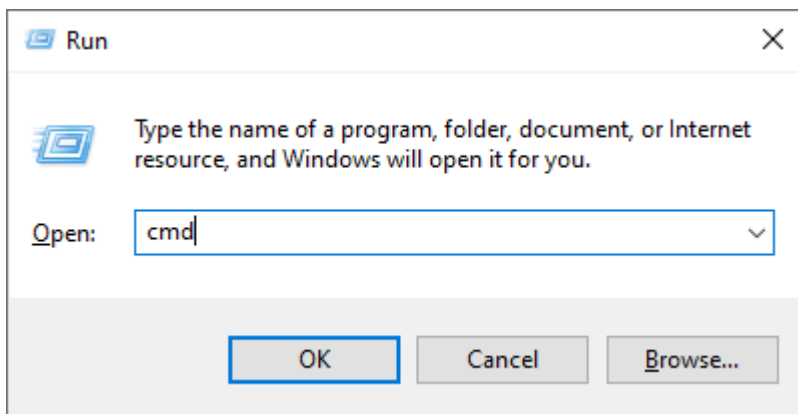


## Open Command Prompt from the Run Box

Press Windows+R to open “Run” box.

Type cmd and then click OK to open a standard Command Prompt.

Type cmd and then press Ctrl+Shift+Enter to open an administrator Command Prompt.



## Open Command Prompt from the File Explorer Address Bar

In File Explorer, click in the address bar to select it.

Type cmd into the address bar and hit Enter.



From: <https://rtfm.tapetrack.com/> - **TapeTrack Documentation**

Permanent link: <https://rtfm.tapetrack.com/technote/commandline?rev=1610411739>

Last update: **2025/01/21 22:07**

