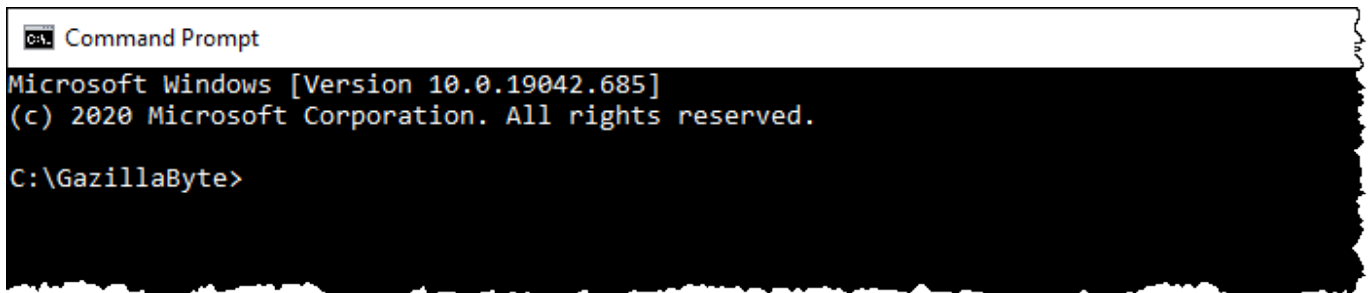


Opening Windows Command Line Prompt

Programs can be executed in Windows Command Line in standard or Administrator mode.

There are several ways to open a Command Line Prompt depending on your computer setup and/or personal preferences.

Opening A Command Line Prompt



```
Command Prompt
Microsoft Windows [Version 10.0.19042.685]
(c) 2020 Microsoft Corporation. All rights reserved.
C:\GazillaByte>
```

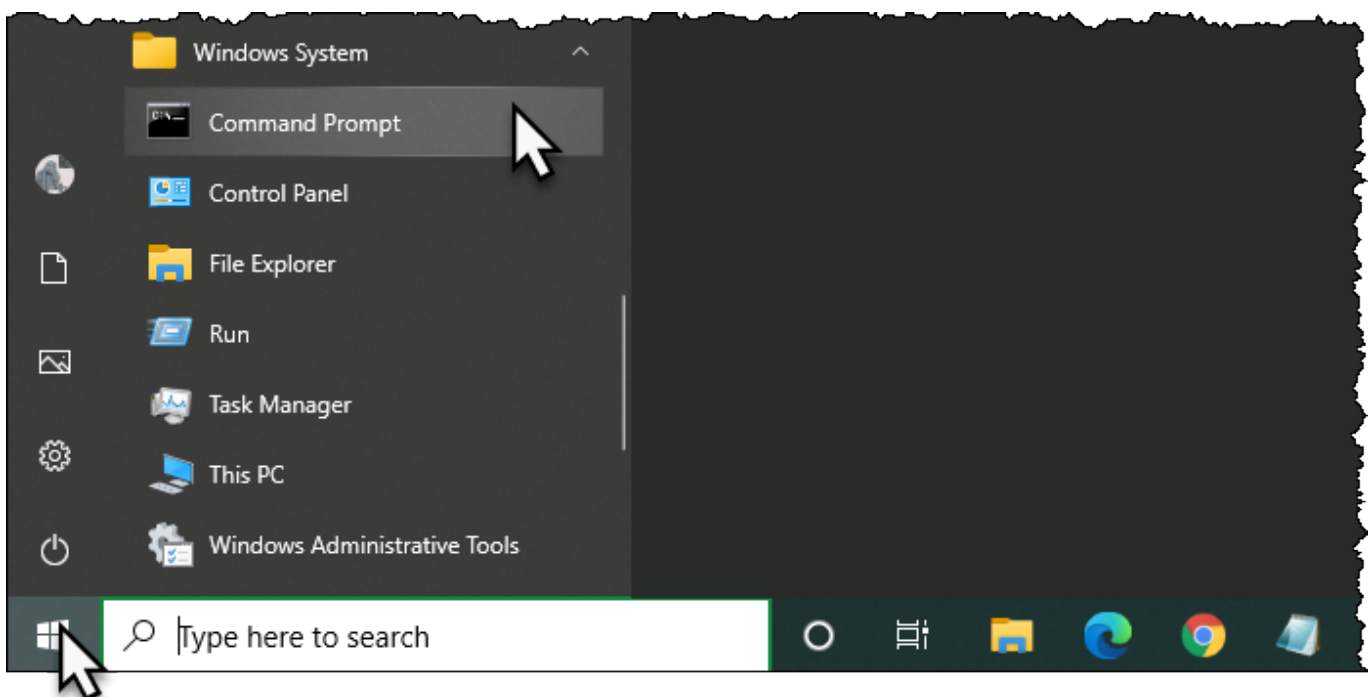
Open Command Prompt By The Start Menu

Click Start.

Scroll down and expand the Windows System folder.

Click Command Prompt

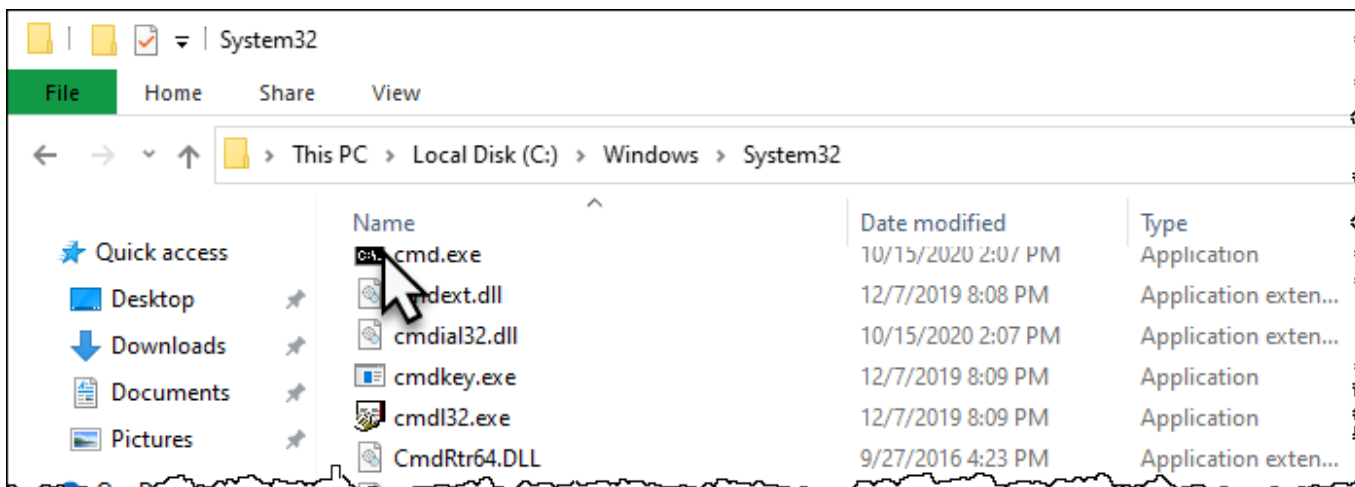
To open with administrative privileges, right-click Command Prompt and choose Run as administrator.



Open Command Prompt from File Explorer

Open File Explorer, and then navigate to the C:\Windows\System32 folder.

Double-click the cmd.exe file or right-click the file and choose Run as administrator.

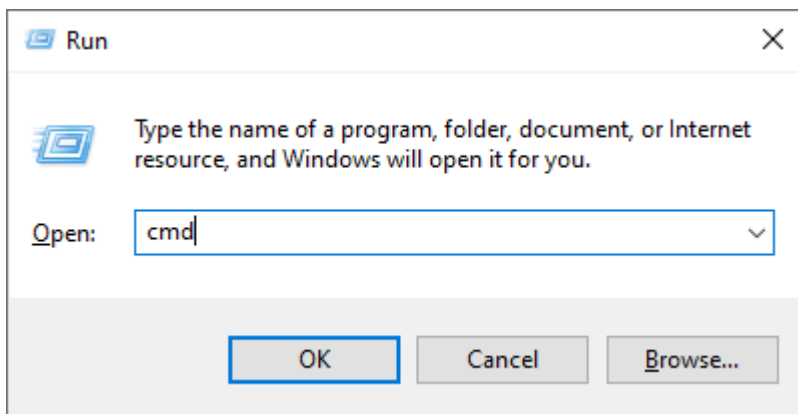


Open Command Prompt from the Run Box

Press Windows+R to open Run box.

Type cmd and then click OK to open a standard Command Prompt.

Type cmd and then press Ctrl+Shift+Enter to open an administrator Command Prompt.



Open Command Prompt from the File Explorer Address Bar

In File Explorer, click in the address bar to select it.

Type cmd into the address bar and hit Enter.



[technote, command, cli](#)

From: <https://rtfm.tapetrack.com/> - **TapeTrack Documentation**

Permanent link: <https://rtfm.tapetrack.com/technote/commandline?rev=1610413443>

Last update: **2025/01/21 22:07**

