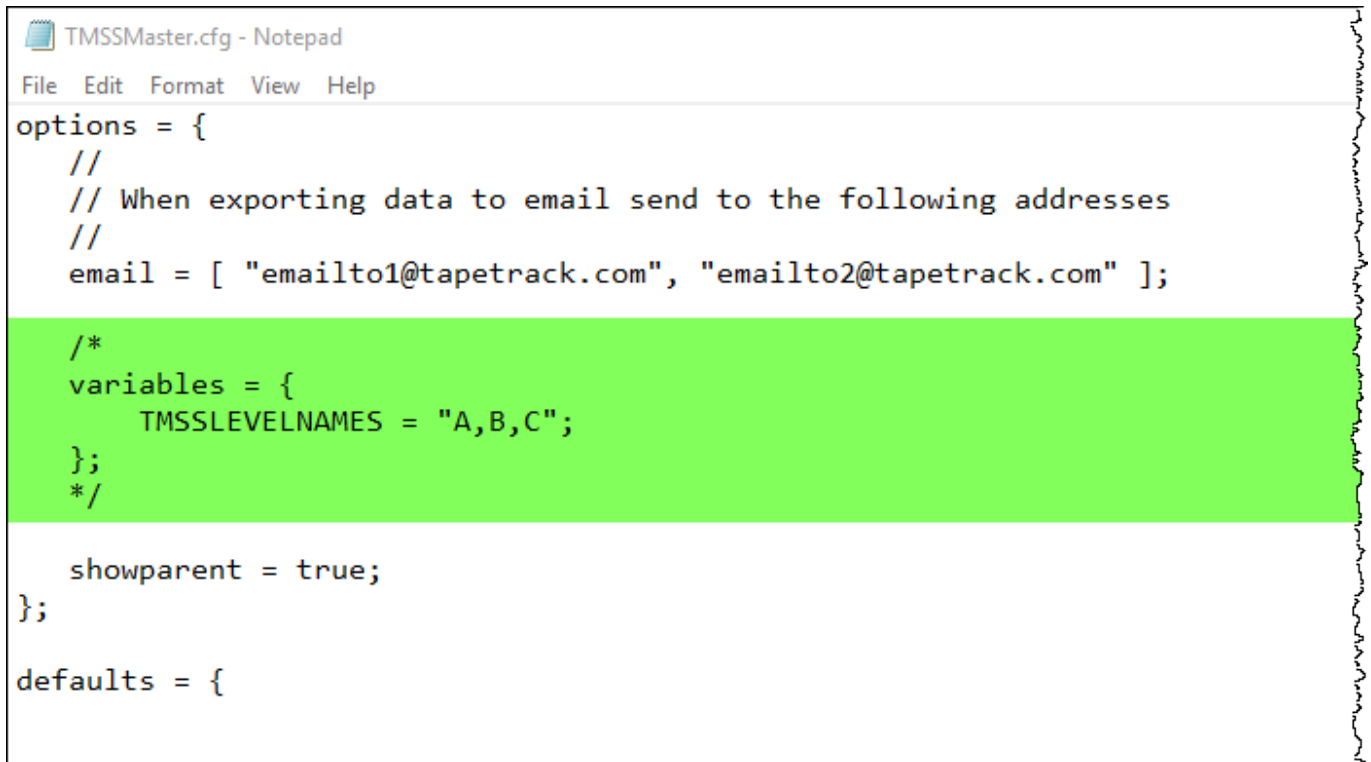


Remove Slot Level Display

Locate the section **variables**



```
TMSSMaster.cfg - Notepad
File Edit Format View Help
options = {
  //
  // When exporting data to email send to the following addresses
  //
  email = [ "mailto1@tapetrack.com", "mailto2@tapetrack.com" ];

  /*
  variables = {
    TMSLEVELNAMES = "A,B,C";
  };
  */

  showparent = true;
};

defaults = {
```

Remove comment tags `/*` & `*/` from above and below variables.

Change the line of code

```
TMSLEVELNAMES = "A,B,C";
```

to


```
TMSNOLEVELSLOT = "true";
```

```
TMSSMaster.cfg - Notepad
File Edit Format View Help
options = {
  //
  // When exporting data to email send to the following addresses
  //
  email = [ "mailto1@tapetrack.com", "mailto2@tapetrack.com" ];

  variables = {
    TMSSNOLEVELSLOT = "true";
  };

  showparent = true;
};
defaults = {
```

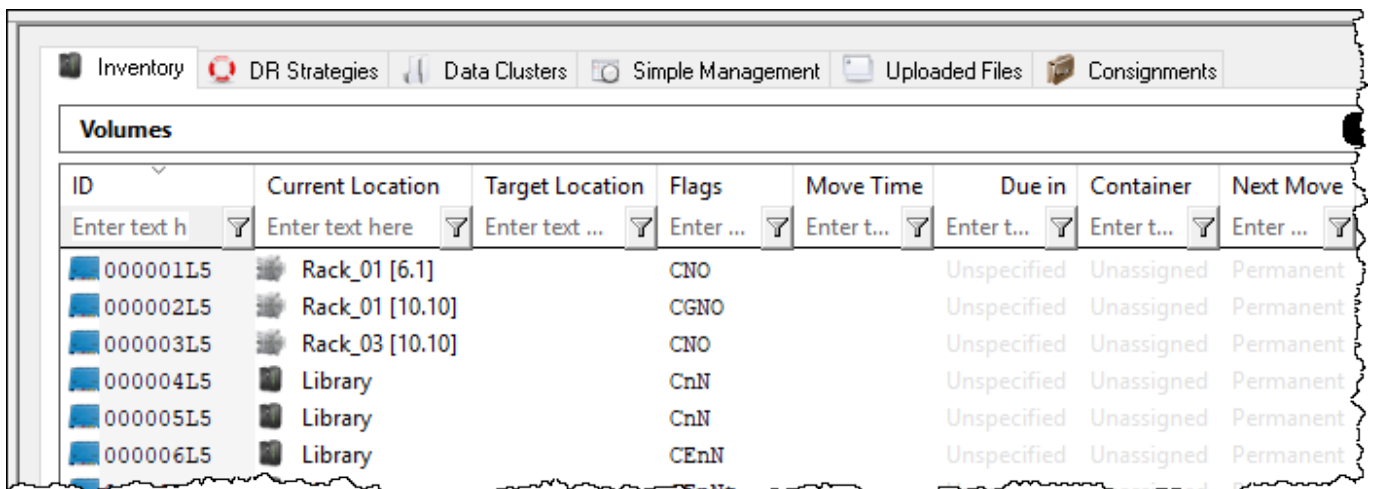
and save file.

 Make sure that you have sufficient rights to save file to directory and to save as TMSS10Master.cfg and not as a text file or other file extension.

To check the modification was successful:

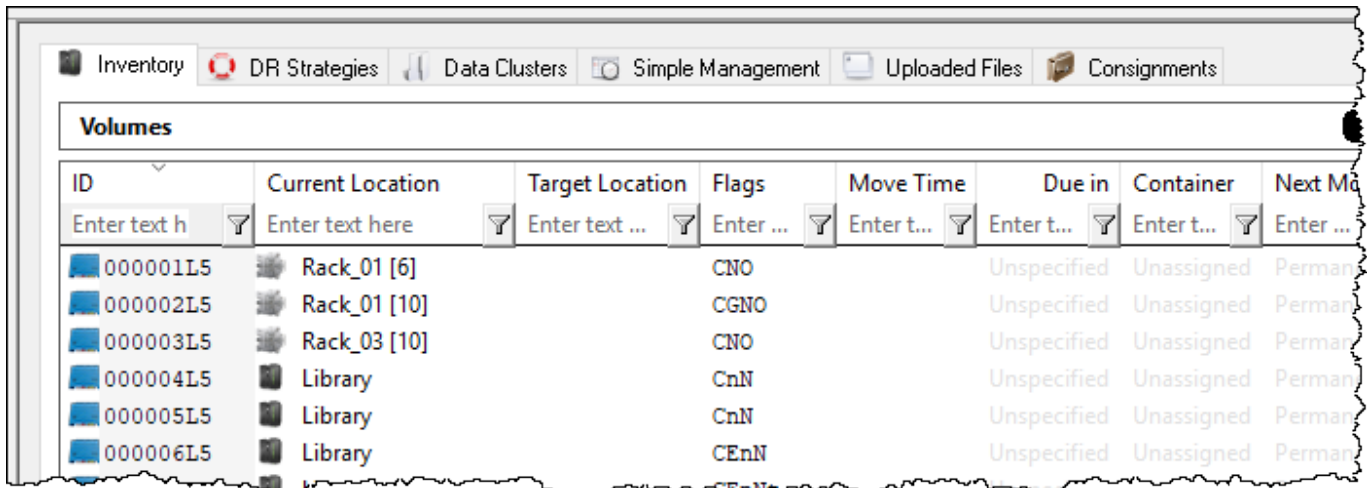
Login to TapeMaster and open slotted media to check display of volume location is now restricted to Zone and shelf as illustrated by the images below.

Before modification - TapeMaster displaying Zone, shelf and slot.




ID	Current Location	Target Location	Flags	Move Time	Due in	Container	Next Move
000001L5	Rack_01 [6.1]		CNO		Unspecified	Unassigned	Permanent
000002L5	Rack_01 [10.10]		CGNO		Unspecified	Unassigned	Permanent
000003L5	Rack_03 [10.10]		CNO		Unspecified	Unassigned	Permanent
000004L5	Library		CnN		Unspecified	Unassigned	Permanent
000005L5	Library		CnN		Unspecified	Unassigned	Permanent
000006L5	Library		CEnN		Unspecified	Unassigned	Permanent

After modification - TapeMaster displaying Zone and shelf only.



The screenshot shows the TapeMaster interface with a 'Volumes' table. The table has columns for ID, Current Location, Target Location, Flags, Move Time, Due in, Container, and Next Move. The rows list various tape volumes with their respective locations and flags.

ID	Current Location	Target Location	Flags	Move Time	Due in	Container	Next Move
000001L5	Rack_01 [6]		CNO		Unspecified	Unassigned	Perman...
000002L5	Rack_01 [10]		CGNO		Unspecified	Unassigned	Perman...
000003L5	Rack_03 [10]		CNO		Unspecified	Unassigned	Perman...
000004L5	Library		CnN		Unspecified	Unassigned	Perman...
000005L5	Library		CnN		Unspecified	Unassigned	Perman...
000006L5	Library		CEnN		Unspecified	Unassigned	Perman...

 If when opening TapeTrack TapeMaster you receive an error - **Failed to read configuration file (TMSSMaster.cfg): Line() - Syntax error** check the configuration file that you have used plain ASCII quotes (" ") and not rich text quotes (" ") and that the replaced text is correct.

[technote](#), [config](#), [slotting](#), [update-doco](#)

From:
<https://rtfm.tapetrack.com/> - **TapeTrack Documentation**

Permanent link:
https://rtfm.tapetrack.com/technote/config_file_tapemaster/remove_slot?rev=1603681748

Last update: **2025/01/21 22:07**

