

Disable The Replication Subsystem

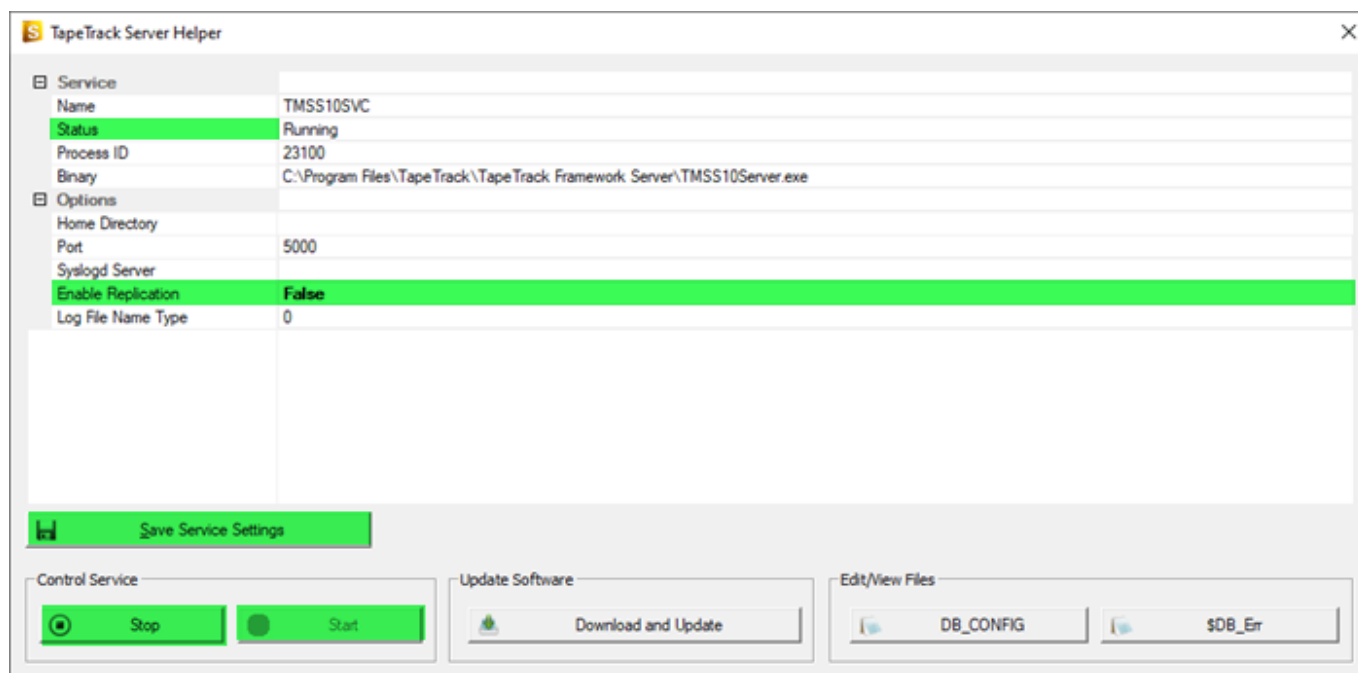
The embedded database used by TapeTrack uses transactional protection. This means that as updates are applied to the underlying database, they are first written to a log file.

Disabling the replication subsystem will allow the database to automatically remove any log files that are no longer active.

Disable The Replication Subsystem Via TMSS10ServerHelper

Open the Server Helper by navigating to your TapeTrack install directory and double clicking the file TMSS10ServerHelper.exe, located at TapeTrack\TapeTrack Framework Server.

As the program needs registry access to make any changes, you will receive a popup requesting application permissions. Click Yes to continue or No to close. If you do not give permissions for the application to run, you will need to edit the Registry directly to make the required changes (See next section).



Once the Server Helper is running:

- From the drop down list, select False from the field Enable Replication.
- Click Save Service Settings.
- Under Control Service click Stop and wait until Service Status displays Stop.
- Under Control Service click Start, Service Status will display Start Pending and then Running
- Close the Server Helper by clicking the X at the top right of the window.

All redundant dblogs files will now be deleted, this can be checked by navigating to the dblogs directory TapeTrack\TapeTrack Framework Server\var\dblogs. There will now be only one dblog file in the directory.

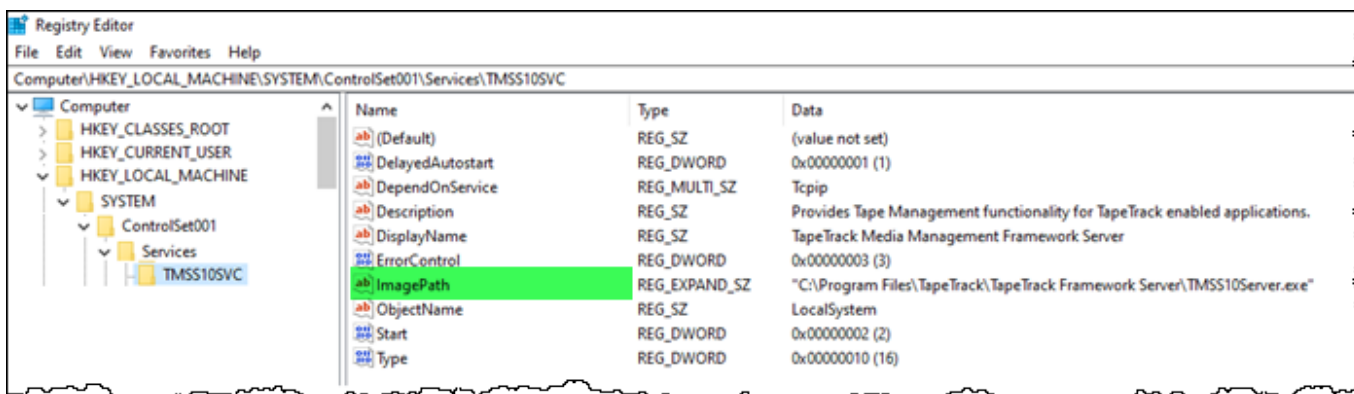
Disable The Replication Subsystem Via Registry Edit



[Backup Registry](#) before making any alterations.

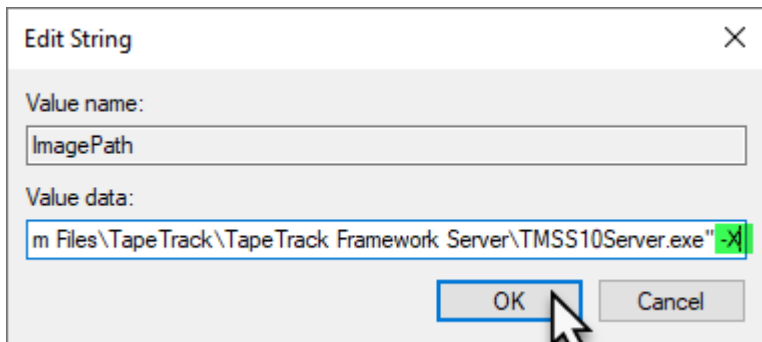
Do not edit the registry unless you are competent to do so.

Once you have a current backup of the registry, navigate to Computer\HKEY_LOCAL_MACHINE\SYSTEM\ControlSet001\Services\TMSS10SVC in Registry Editor.



Double click on the Image Path to open up the Edit String window.

At the end of the Value data string, add -X, including a space between the end of the string and the -X.



Click OK to close the window and update the value.

Close the Registry Editor.

[Stop and then restart](#) the TapeTrack service to update the changes.

[technote](#)

From:

<https://rtfm.tapetrack.com/> - **TapeTrack Documentation**

Permanent link:

https://rtfm.tapetrack.com/technote/disable_replication?rev=1583887531

Last update: **2025/01/21 22:07**

