

# Labelling Gemtrac Racks

## Why Label The Gemtracs

Labelling the Gemtrac racks in the following manner allows the configuration of TapeTrack to allow operators to quickly locate a Slotted tape, or locate a specified Slot to place a tape in.


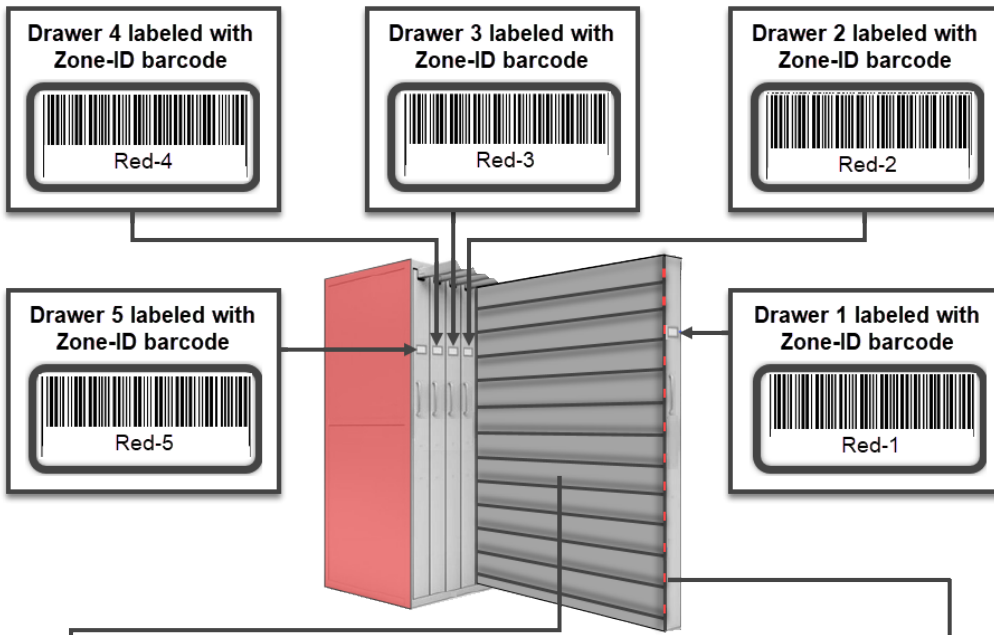
Each Gemtrac unit comes with a left and right bank of drawers, these get divided into two groups of Zones.

In this example, although all racks and drawers are the same color, we will use Red and Green colors to identify the Zones correctly. In this example, each drawer has 12 shelves and each shelf has 30 Slots.



Focusing on the Red bank, each drawer is identified as a Zone. First drawer would be Red-1, second drawer Red-2 etc. Start at the end opposing to where you will put any expansion Gemtracs to ensure the new additions are in successive numerical order.

Labels for the Gemtrac drawers are printed onto card stock and placed in the card holders, ensuring the barcode is fully visible and not obstructed by the holder frame.



Shelf number labels (starting at 1 for the top shelf, 2 for the second shelf etc) for each shelf are printed on adhesive labels of an appropriate size and applied directly next to each shelf. Each and every drawer's shelves are labelled starting at 1 for the top shelf.

The above image shows shelves numbered from from 1 (start) to 12 (end). The shelves for the other Zones will be labelled in the exact same manner, from 1 (start) to 12 (end).

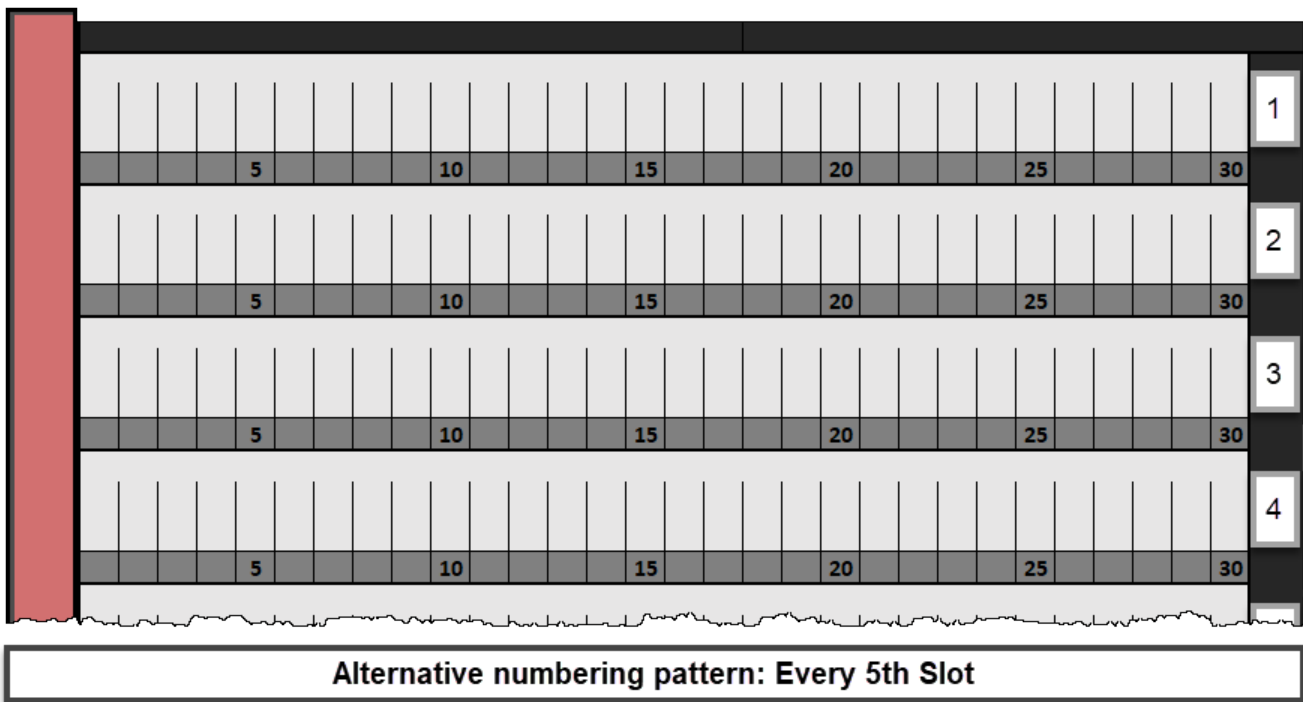
Slot numbers are placed on each Shelf, starting at number 1 for each and every shelf.

The above image shows every Slot numbered from 1 (start) to 30 (end). The Slots for the other Zones will be labelled in the exact same manner, starting at number 1 for each and every shelf.

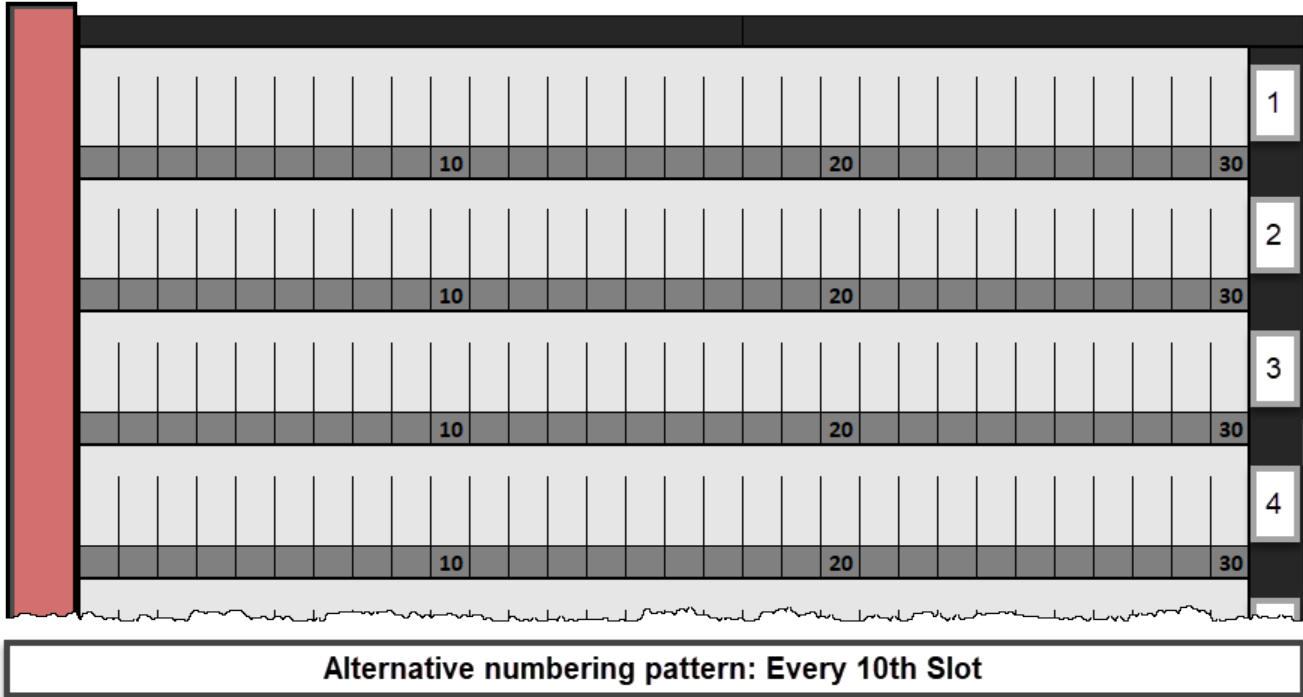
If you don't want to label every Slot on every shelf, other options can be used as long as the operators can accurately identify the required Slots.

Examples for other Slot labelling formats can include:


Every 5th Slot.



Every 10th Slot.




Every alternate shelf.



Which format you use is up to personal preference, however it is recommended what ever format you choose that every shelf follows that format to maintain uniformity, ie. either all shelves labelled every Slot or all shelves labelled every 5th Slot and not a mixture of both.

[master](#), [slot](#), [rack](#), [sync](#)



From:  
<https://rtfm.tapetrack.com/> - **TapeTrack Documentation**

Permanent link:  
[https://rtfm.tapetrack.com/technote/gemtrac\\_labels?rev=1635986686](https://rtfm.tapetrack.com/technote/gemtrac_labels?rev=1635986686)

Last update: **2025/01/21 22:07**

